

SLOVENE SKATING UNION


SKATING CLUB CELJE



ALPE ADRIA TROPHY SHORT TRACK COMPETITION



CELJE 2018



CELJE, 01. APRIL 2018

OFFICIALS

| | | |
|---------------------|---------------------|-----|
| Chief Referee: | Peunik Polona | SLO |
| Ass. Refere | Lipovščak Maja | CRO |
| Ass. Refere | Hernadi Janos | HUN |
| Competitor Steward: | Filipic Herman | AUT |
| Competitor Steward: | Gabriel Aleš | SLO |
| Starter: | Kalšek Urban | SLO |
| Starter: | Delić Slobodan | SRB |
| Track Steward: | Koštomaj Žiga | SLO |
| Track Steward: | Kalšek Tina | SLO |
| Track Steward: | Pintar Senica | SLO |
| Track Steward: | Dolenc Nastja | SLO |
| Track Steward: | Komerički Ida | SLO |
| Track Steward: | Grm Denis | SLO |
| Photo Finish Judge: | Filipic Herman | AUT |
| Lap Scorer: | Komerički Jože | SLO |
| Lap Scorer: | Urlep Igor | SLO |
| Lap Scorer: | Zgoznik Evgen | SLO |
| Heat box: | Urlep Jana | SLO |
| Heat box: | Špan Simon | SLO |
| Announcer: | Zgoznik Lovro | SLO |
| Administration: | Jeram Saša | SLO |
| Administration: | Šrec Klavdija | SLO |
| Administration: | Erjavec Nataša | SLO |
| Administration: | Mateja Medved | SLO |
| Administration: | Kroflič Tjaša | SLO |
| Doctor: | Kolar Miran dr.med. | SLO |
| Doctor: | Cerovšek Jože | SLO |
| Organization: | Ivan Pfeifer | SLO |

Alpe Adria Trophy Final and Balkan Games 2018
Celje - Slovenia
31.03 - 1.04.2018

Final Detailed Program

| Time | Race No. | Category \ Event | Distance | Round | Qualifiers |
|-------|----------|-----------------------|-------------------------|-----------|------------------------|
| | | 1 . DAY | Saturday, 31 March 2018 | | |
| 09:00 | | Warm Up | JUN G, JUN F | | |
| 09:06 | | Warm Up | JUN E, JUN D GIRLS | | |
| 09:12 | | Warm Up | JUN D BOYS, JUN C GIRLS | | |
| 09:18 | | Warm Up | JUN C BOYS, JUN B | | |
| 09:24 | | Warm Up | JUN A, SENIORS | | |
| 09:30 | | Ice Resurface (Full) | | | |
| 09:45 | 1 | JUNIOR G BOYS | 222 m | 1 x FINAL | |
| 09:47 | 2 - 3 | JUNIOR F GIRLS | 500 m | 2 x HEATS | Group: A, 6 per Heat |
| 09:53 | 4 | JUNIOR F BOYS | 500 m | 1 x HEATS | 4 |
| 09:56 | 5 | JUNIOR E GIRLS | 777 m | 1 x HEATS | 7 |
| 10:00 | 6 - 7 | JUNIOR E BOYS | 777 m | 2 x HEATS | Group: A, 6 per Heat |
| 10:08 | 8 - 9 | JUNIOR D GIRLS | 1000 m | 2 x HEATS | Group: A, 6 per Heat |
| 10:16 | 10 - 11 | JUNIOR D BOYS | 1000 m | 2 x HEATS | Group: A, 6 per Heat |
| 10:24 | 12 - 13 | JUNIOR C GIRLS | 1500 m | 2 x HEATS | Group: A, 6 per Heat |
| 10:34 | 14 | JUNIOR C BOYS | 1500 m | 1 x HEATS | 6 |
| 10:39 | | Ice Resurface (Track) | | | |
| 10:49 | 15 - 16 | JUNIOR B LADIES | 1500 m | 2 x HEATS | Group: A, 6 per Heat |
| 10:59 | 17 | JUNIOR B MEN | 1500 m | 1 x HEATS | Group: A, 6 per Heat |
| 11:04 | 18 - 19 | JUNIOR A MEN | 1500 m | 2 x HEATS | Group: A, 6 per Heat |
| 11:14 | 20 - 21 | LADIES | 1500 m | 2 x HEATS | Group: A, 6 per Heat |
| 11:24 | 22 - 23 | MEN | 1500 m | 2 x HEATS | Group: A, 6 per Heat |
| 11:34 | | Ice Resurface (Full) | | | |
| 11:49 | 24 | JUNIOR G BOYS | 111 m | 1 x FINAL | |
| 11:51 | 25 - 26 | JUNIOR F GIRLS | 500 m | 2 x FINAL | Group: A-B, 6 per Heat |
| 11:57 | 27 | JUNIOR F BOYS | 500 m | 1 x FINAL | |
| 12:00 | 28 | JUNIOR E GIRLS | 777 m | 1 x FINAL | |
| 12:04 | 29 - 30 | JUNIOR E BOYS | 777 m | 2 x FINAL | Group: A-B, 6 per Heat |
| 12:12 | 31 - 32 | JUNIOR D GIRLS | 1000 m | 2 x FINAL | Group: A-B, 6 per Heat |
| 12:20 | 33 - 34 | JUNIOR D BOYS | 1000 m | 2 x FINAL | Group: A-B, 6 per Heat |
| 12:28 | 35 - 36 | JUNIOR C GIRLS | 1500 m | 2 x FINAL | Group: A-B, 6 per Heat |
| 12:38 | 37 | JUNIOR C BOYS | 1500 m | 1 x FINAL | |
| 12:43 | | Ice Resurface (Track) | | | |
| 12:53 | 38 - 39 | JUNIOR B LADIES | 1500 m | 2 x FINAL | Group: A-B, 6 per Heat |
| 13:03 | 40 | JUNIOR B MEN | 1500 m | 1 x FINAL | Group: A, 6 per Heat |
| 13:08 | 41 | JUNIOR A MEN | 1500 m | 1 x FINAL | Group: A, 6 per Heat |
| 13:13 | 42 - 43 | LADIES | 1500 m | 2 x FINAL | Group: A-B, 6 per Heat |
| 13:23 | 44 - 45 | MEN | 1500 m | 2 x FINAL | Group: A-B, 6 per Heat |
| 13:33 | | Ice Resurface (Full) | | | |
| 14:30 | 46 - 48 | JUNIOR D BOYS | 500 m | 3 x HEATS | Group: A, 4 per Heat |
| 14:39 | 49 - 51 | JUNIOR C GIRLS | 500 m | 3 x HEATS | Group: A, 4 per Heat |
| 14:48 | 52 - 53 | JUNIOR F GIRLS | 222 m | 2 x HEATS | Group: A, 4 per Heat |
| 14:52 | 54 | JUNIOR F BOYS | 222 m | 1 x HEATS | 4 |
| 14:54 | 55 - 56 | JUNIOR E GIRLS | 333 m | 2 x HEATS | Group: A, 4 per Heat |

Alpe Adria Trophy Final and Balkan Games 2018
Celje - Slovenia
31.03 - 1.04.2018

Final Detailed Program

| Time | Race No. | Category \ Event | Distance | Round | Qualifiers |
|-------|-----------|-----------------------|----------|----------------|------------------------|
| 14:58 | 57 - 58 | JUNIOR E BOYS | 333 m | 2 x HEATS | Group: A, 4 per Heat |
| 15:02 | | Ice Resurface (Track) | | | |
| 15:12 | 59 - 60 | JUNIOR D GIRLS | 500 m | 2 x HEATS | Group: A, 4 per Heat |
| 15:18 | 61 - 62 | JUNIOR D BOYS | 500 m | 2 x SEMI-FINAL | Group: A, 4 per Heat |
| 15:24 | 63 - 64 | JUNIOR C GIRLS | 500 m | 2 x SEMI-FINAL | Group: A, 4 per Heat |
| 15:30 | 65 - 66 | JUNIOR C BOYS | 500 m | 2 x HEATS | Group: A, 4 per Heat |
| 15:36 | 67 - 68 | JUNIOR B LADIES | 500 m | 2 x HEATS | Group: A, 4 per Heat |
| 15:42 | 69 - 70 | JUNIOR B MEN | 500 m | 2 x HEATS | Group: A, 4 per Heat |
| 15:48 | 71 - 72 | JUNIOR A MEN | 500 m | 2 x HEATS | Group: A, 4 per Heat |
| 15:54 | 73 - 74 | LADIES | 500 m | 2 x HEATS | Group: A, 4 per Heat |
| 16:00 | 75 - 76 | MEN | 500 m | 2 x HEATS | Group: A, 4 per Heat |
| 16:06 | | Ice Resurface (Full) | | | |
| 16:21 | 77 - 78 | JUNIOR F GIRLS | 222 m | 2 x FINAL | Group: A-B, 4 per Heat |
| 16:25 | 79 | JUNIOR F BOYS | 222 m | 1 x FINAL | |
| 16:27 | 80 - 81 | JUNIOR E GIRLS | 333 m | 2 x FINAL | Group: A-B, 4 per Heat |
| 16:31 | 82 - 83 | JUNIOR E BOYS | 333 m | 2 x FINAL | Group: A-B, 4 per Heat |
| 16:35 | 84 - 85 | JUNIOR D GIRLS | 500 m | 2 x FINAL | Group: A-B, 4 per Heat |
| 16:41 | 86 - 88 | JUNIOR D BOYS | 500 m | 3 x FINAL | Group: A-C, 4 per Heat |
| 16:50 | 89 - 91 | JUNIOR C GIRLS | 500 m | 3 x FINAL | Group: A-C, 4 per Heat |
| 16:59 | | Ice Resurface (Track) | | | |
| 17:09 | 92 - 93 | JUNIOR C BOYS | 500 m | 2 x FINAL | Group: A-B, 4 per Heat |
| 17:15 | 94 - 95 | JUNIOR B LADIES | 500 m | 2 x FINAL | Group: A-B, 4 per Heat |
| 17:21 | 96 - 97 | JUNIOR B MEN | 500 m | 2 x FINAL | Group: A-B, 4 per Heat |
| 17:27 | 98 - 99 | JUNIOR A MEN | 500 m | 2 x FINAL | Group: A-B, 4 per Heat |
| 17:33 | 100 - 101 | LADIES | 500 m | 2 x FINAL | Group: A-B, 4 per Heat |
| 17:39 | 102 - 103 | MEN | 500 m | 2 x FINAL | Group: A-B, 4 per Heat |
| 17:45 | | Ice Resurface (Full) | | | |
| 18:05 | 104 | RELAY C-D GIRLS | 2000 m | 1 x FINAL | |
| 18:11 | 105 | RELAY C-D BOYS | 2000 m | 1 x FINAL | |
| 18:17 | 106 | RELAY LADIES | 3000 m | 1 x FINAL | |
| 18:25 | 107 | RELAY MEN | 3000 m | 1 x FINAL | |
| 18:33 | | End of the Day | | | |

Alpe Adria Trophy Final and Balkan Games 2018**Celje - Slovenia****31.03 - 1.04.2018****Final Detailed Program**

| Time | Race No. | Category \ Event | Distance | Round | Qualifiers |
|-------|-----------|-----------------------|----------|-------------------------|------------------------|
| | | 2 . DAY | | | |
| | | Sunday, 1 April 2018 | | | |
| 08:30 | | Warm Up | | JUN G, JUN F | |
| 08:36 | | Warm Up | | JUN E, JUN D GIRLS | |
| 08:42 | | Warm Up | | JUN D BOYS, JUN C GIRLS | |
| 08:48 | | Warm Up | | JUN C BOYS, JUN B | |
| 08:54 | | Warm Up | | JUN A, SENIORS | |
| 09:00 | | Ice Resurface (Full) | | | |
| 09:15 | 108 | JUNIOR G BOYS | 222 m | 1 x FINAL | |
| 09:17 | 109 - 111 | JUNIOR D BOYS | 777 m | 3 x HEATS | Group: A, 4 per Heat |
| 09:29 | 112 - 114 | JUNIOR C GIRLS | 1000 m | 3 x HEATS | Group: A, 4 per Heat |
| 09:41 | 115 - 116 | JUNIOR F GIRLS | 333 m | 2 x HEATS | Group: A, 4 per Heat |
| 09:45 | 117 | JUNIOR F BOYS | 333 m | 1 x HEATS | 4 |
| 09:47 | 118 - 119 | JUNIOR E GIRLS | 500 m | 2 x HEATS | Group: A, 4 per Heat |
| 09:53 | 120 - 121 | JUNIOR E BOYS | 500 m | 2 x HEATS | Group: A, 4 per Heat |
| 09:59 | 122 - 123 | JUNIOR D GIRLS | 777 m | 2 x HEATS | Group: A, 4 per Heat |
| 10:07 | | Ice Resurface (Track) | | | |
| 10:17 | 124 - 125 | JUNIOR D BOYS | 777 m | 2 x SEMI-FINAL | Group: A, 4 per Heat |
| 10:25 | 126 - 127 | JUNIOR C GIRLS | 1000 m | 2 x SEMI-FINAL | Group: A, 4 per Heat |
| 10:33 | 128 - 129 | JUNIOR C BOYS | 1000 m | 2 x HEATS | Group: A, 4 per Heat |
| 10:41 | 130 - 131 | JUNIOR B LADIES | 1000 m | 2 x HEATS | Group: A, 4 per Heat |
| 10:49 | 132 - 133 | JUNIOR B MEN | 1000 m | 2 x HEATS | Group: A, 4 per Heat |
| 10:57 | 134 - 135 | JUNIOR A MEN | 1000 m | 2 x HEATS | Group: A, 4 per Heat |
| 11:05 | 136 - 137 | LADIES | 1000 m | 2 x HEATS | Group: A, 4 per Heat |
| 11:13 | 138 - 139 | MEN | 1000 m | 2 x HEATS | Group: A, 4 per Heat |
| 11:21 | | Ice Resurface (Full) | | | |
| 11:36 | 140 - 141 | JUNIOR F GIRLS | 333 m | 2 x FINAL | Group: A-B, 4 per Heat |
| 11:40 | 142 | JUNIOR F BOYS | 333 m | 1 x FINAL | |
| 11:42 | 143 - 144 | JUNIOR E GIRLS | 500 m | 2 x FINAL | Group: A-B, 4 per Heat |
| 11:48 | 145 - 146 | JUNIOR E BOYS | 500 m | 2 x FINAL | Group: A-B, 4 per Heat |
| 11:54 | 147 - 148 | JUNIOR D GIRLS | 777 m | 2 x FINAL | Group: A-B, 4 per Heat |
| 12:02 | 149 - 151 | JUNIOR D BOYS | 777 m | 3 x FINAL | Group: A-C, 4 per Heat |
| 12:14 | 152 - 154 | JUNIOR C GIRLS | 1000 m | 3 x FINAL | Group: A-C, 4 per Heat |
| 12:26 | | Ice Resurface (Track) | | | |
| 12:36 | 155 - 156 | JUNIOR C BOYS | 1000 m | 2 x FINAL | Group: A-B, 4 per Heat |
| 12:44 | 157 - 158 | JUNIOR B LADIES | 1000 m | 2 x FINAL | Group: A-B, 4 per Heat |
| 12:52 | 159 - 160 | JUNIOR B MEN | 1000 m | 2 x FINAL | Group: A-B, 4 per Heat |
| 13:00 | 161 - 162 | JUNIOR A MEN | 1000 m | 2 x FINAL | Group: A-B, 4 per Heat |
| 13:08 | 163 - 164 | LADIES | 1000 m | 2 x FINAL | Group: A-B, 4 per Heat |
| 13:16 | 165 - 166 | MEN | 1000 m | 2 x FINAL | Group: A-B, 4 per Heat |
| 13:24 | | Awarding Ceremony | | | |
| 13:34 | | End of the Day | | | |

Alpe Adria Trophy Final and Balkan Games 2018**Celje - Slovenia****31.03 - 1.04.2018****List of Competitors****RELAY LADIES**

| | | |
|---|-------------------|------------|
| 1 | SKMA PRESOV RELAY | SVK-SKMA |
| 2 | METEOR RELAY | CRO-METEOR |

RELAY MEN

| | | |
|---|--------------------|------------|
| 1 | AUSTRIA RELAY | AUT |
| 2 | METEOR RELAY | CRO-METEOR |
| 3 | MTK BUDAPEST RELAY | HUN-MTK |
| 4 | SRB RELAY | SRB |

RELAY C-D GIRLS

| | | |
|---|--------------------|----------|
| 1 | JÁSZBERÉNYI RELAY | HUN-JSE |
| 2 | MTK BUDAPEST RELAY | HUN-MTK |
| 3 | SZKE RELAY | HUN-SZKE |
| 4 | SRB RELAY | SRB |

RELAY C-D BOYS

| | | |
|---|--------------------|-----------|
| 1 | DJKSE RELAY | HUN-DJKSE |
| 2 | JÁSZBERÉNYI RELAY | HUN-JSE |
| 3 | MTK BUDAPEST RELAY | HUN-MTK |
| 4 | SZKE RELAY | HUN-SZKE |

JUNIOR G GIRLS

| | | | |
|-----|----------------|-----|------------|
| 106 | MARKOVIC Petra | SRB | 2010-07-20 |
|-----|----------------|-----|------------|

JUNIOR G BOYS

| | | | |
|-----|-----------------|------------|------------|
| 28 | KOPRIVNJAK Rene | CRO-METEOR | 2011-01-03 |
| 29 | OPUHAČ Marko | CRO-METEOR | 2010-09-11 |
| 123 | MZIGOD Peter | SVK-SKMA | 2011-02-13 |

JUNIOR F GIRLS

| | | | |
|-----|-----------------------|------------|------------|
| 20 | BRICA Riana | CRO-METEOR | 2008-08-27 |
| 21 | RADELJA Ljiljana | CRO-METEOR | 2009-10-01 |
| 46 | SZABÓ Jázmin | HUN-JSE | 2010-04-15 |
| 80 | TÓTH Anna Rebeka | HUN-SZKE | 2008-08-25 |
| 96 | PRAŽNIKAR Amanda | SLO | 2009-09-25 |
| 105 | RODIC Sofija | SRB | 2009-07-15 |
| 115 | BURDELÁKOVÁ Kristina | SVK-PRK | 2010-05-06 |
| 122 | ONDREJČÁKOVÁ Katarína | SVK-SKMA | 2008-08-07 |

JUNIOR F BOYS

| | | | |
|-----|-------------------|----------|------------|
| 56 | GYÖRGY Benedek | HUN-JSE | 2009-10-03 |
| 73 | KUN Bence Benedek | HUN-MTK | 2009-09-20 |
| 86 | ÁRENDÁS Mihály | HUN-SZKE | 2009-08-19 |
| 117 | HASARA Alex | SVK-PRK | 2009-11-23 |

JUNIOR E GIRLS

| | | | |
|----|------------------|---------|------------|
| 45 | REDLER Aisa | HUN-JSE | 2006-12-26 |
| 61 | GÖRGÉNYI Antónia | HUN-MTK | 2008-03-21 |

| | | | |
|-----|---------------|-----------|------------|
| 62 | SZIGETI Dóra | HUN-MTK | 2006-08-03 |
| 89 | NÓGRÁDI Panka | HUN-TKKSE | 2007-05-12 |
| 90 | RIKK Timea | HUN-TKKSE | 2007-03-05 |
| 95 | ŠPAN Dina | SLO | 2006-11-25 |
| 104 | ZIKIC Ena | SRB | 2007-07-27 |

JUNIOR E BOYS

| | | | |
|-----|-------------------------|------------|------------|
| 27 | PRANTL Martin | CRO-METEOR | 2007-06-28 |
| 35 | BHATTOA-BUZÁS Amrit Pál | HUN-DJKSE | 2006-09-23 |
| 53 | MAJOR Dominik | HUN-JSE | 2006-07-28 |
| 54 | PETŐ Bendegúz | HUN-JSE | 2007-02-21 |
| 55 | TAKÁCS Norbert II. | HUN-JSE | 2008-04-14 |
| 84 | LISZLI Gábor | HUN-SZKE | 2006-08-10 |
| 85 | VÁGFALVI Máté | HUN-SZKE | 2006-10-17 |
| 91 | JANCSÓ Zalán | HUN-TKKSE | 2008-02-07 |
| 111 | JASIC Luka | SRB | 2007-02-01 |

JUNIOR D GIRLS

| | | | |
|-----|-----------------------|------------|------------|
| 1 | PILTZ Sophie | AUT | 2004-10-28 |
| 19 | KOPRIVNJAK Nika | CRO-METEOR | 2004-09-24 |
| 41 | GÁL Boglárka | HUN-JSE | 2006-01-26 |
| 42 | SCHÖNBORN Melinda | HUN-JSE | 2004-11-04 |
| 43 | SCHÖNBORN Virág | HUN-JSE | 2006-06-04 |
| 44 | SZŐCS Mónika Nikolett | HUN-JSE | 2005-09-11 |
| 78 | KORMÁNYOS Nina | HUN-SZKE | 2006-06-23 |
| 79 | SOMODI Maja | HUN-SZKE | 2004-10-15 |
| 103 | DOSKOVIC Mia | SRB | 2004-07-16 |

JUNIOR D BOYS

| | | | |
|----|------------------|------------|------------|
| 13 | KRSTIĆ Ilan | BIH | 2005-08-16 |
| 14 | RAŠČIĆ Ermin | BIH | 2005-01-02 |
| 26 | KOVAČIĆ Jan | CRO-METEOR | 2004-08-21 |
| 33 | KÓKAI Balázs | HUN-DJKSE | 2005-07-25 |
| 34 | VÍZI Boldizsár | HUN-DJKSE | 2006-05-23 |
| 50 | SZÜCS Márton | HUN-JSE | 2005-04-28 |
| 51 | TACZMAN Máté | HUN-JSE | 2005-01-29 |
| 68 | CSIZMADIA Márk | HUN-MTK | 2005-05-04 |
| 69 | GRANASZTÓI Ádám | HUN-MTK | 2005-11-23 |
| 70 | GYÖRY Márkó | HUN-MTK | 2004-08-19 |
| 71 | WU JIA WEI Dávid | HUN-MTK | 2005-11-12 |
| 72 | ZÓLYOMI László | HUN-MTK | 2005-03-19 |
| 98 | KOMERIČKI Tibor | SLO | 2005-07-28 |

JUNIOR C GIRLS

| | | | |
|----|------------------|------------|------------|
| 18 | PRANTL Gabriella | CRO-METEOR | 2003-02-06 |
| 39 | SOMOGYI Barbara | HUN-JSE | 2002-08-09 |
| 59 | CSÁSZI Henriett | HUN-MTK | 2004-02-24 |
| 60 | PALKOVICS Bianka | HUN-MTK | 2003-11-24 |
| 76 | PÜSPÖK Fanni | HUN-SZKE | 2003-05-06 |
| 77 | SZÖKE Petra | HUN-SZKE | 2002-08-22 |

Alpe Adria Trophy Final and Balkan Games 2018**Celje - Slovenia****31.03 - 1.04.2018****List of Competitors**

| | | | |
|-----|------------------|----------|------------|
| 87 | TÓTH Eszter | HUN-TDKE | 2004-06-27 |
| 94 | ERJAVEC Ursa | SLO | 2003-02-25 |
| 114 | SABOLOVA Tamara | SVK-ELBA | 2004-04-18 |
| 120 | HYMPÁNOVÁ Emma | SVK-SKMA | 2003-12-08 |
| 121 | KUCHÁROVÁ Monika | SVK-SKMA | 2002-10-05 |

JUNIOR C BOYS

| | | | |
|----|--------------------------|-----------|------------|
| 4 | FRIGHENCIU Stefan-Teodor | AUT | 2003-02-23 |
| 12 | BENETT Pierre | BIH | 2003-12-04 |
| 32 | VÉGI Dániel | HUN-DJKSE | 2003-01-24 |
| 48 | ZSIGÓ Bence | HUN-JSE | 2002-10-08 |
| 49 | ZSIGÓ Máté | HUN-JSE | 2002-10-08 |
| 83 | JÁSZAPÁTI Péter | HUN-SZKE | 2003-02-07 |

JUNIOR B LADIES

| | | | |
|-----|---------------------|------------|------------|
| 16 | IVANDIĆ Maja | CRO-METEOR | 2002-04-12 |
| 17 | PRANTL Emma | CRO-METEOR | 2001-03-20 |
| 37 | NAGY Netti | HUN-JSE | 2001-11-19 |
| 58 | VARGA Regina Eszter | HUN-MTK | 2001-07-18 |
| 93 | LES Ina | SLO | 2001-11-02 |
| 101 | DOSKOVIC Anja | SRB | 2000-09-19 |
| 118 | HYMPÁNOVÁ Alexandra | SVK-SKMA | 2000-12-27 |
| 119 | PAVLIKOVÁ Simona | SVK-SKMA | 2002-05-16 |

JUNIOR B MEN

| | | | |
|-----|------------------|------------|------------|
| 24 | POSAVEC Jan | CRO-METEOR | 2001-03-24 |
| 25 | SUMAN Stribor | CRO-METEOR | 2002-03-05 |
| 65 | SZÁSZ Attila | HUN-MTK | 2001-06-27 |
| 66 | SZIGETI Ádám | HUN-MTK | 2001-09-12 |
| 109 | BAKA Bojan | SRB | 2001-10-12 |
| 110 | DJORDJEVIC Jovan | SRB | 2001-07-23 |

JUNIOR A LADIES

| | | | |
|-----|---------------------|---------|------------|
| 57 | VÁGVÖLGYI Mercédesz | HUN-MTK | 2000-02-22 |
| 92 | SLUGA Klarisa | SLO | 1999-08-30 |
| 100 | OBRADOVIC Anja | SRB | 1999-07-14 |

JUNIOR A MEN

| | | | |
|-----|-------------------|---------|------------|
| 2 | ANDERMANN Nicolas | AUT | 1999-09-25 |
| 3 | LIU Heinrich | AUT | 2000-01-30 |
| 10 | KRSTIĆ Mak | BIH | 1999-01-05 |
| 64 | VELLA Márton | HUN-MTK | 1998-10-01 |
| 97 | URLEP Bor Luka | SLO | 2000-01-25 |
| 108 | BAKA Bora | SRB | 2000-03-04 |

LADIES

| | | | |
|----|-------------------|------------|------------|
| 9 | SELIMBEOVIC Samra | BIH | 1998-06-08 |
| 15 | YAKIMOVA Anna | BUL | 1993-05-07 |
| 22 | BURIĆ Katarina | CRO-METEOR | 1997-02-16 |
| 23 | IVANDIĆ Danijela | CRO-METEOR | 1997-10-04 |

| | | | |
|-----|-------------------|-----|------------|
| 107 | JANKOVIC Katarina | SRB | 1996-07-07 |
|-----|-------------------|-----|------------|

MEN

| | | | |
|-----|-------------------|------------|------------|
| 5 | ANDERMANN Dominic | AUT | 1996-12-01 |
| 6 | WOLFGANG Matthias | AUT | 1996-10-25 |
| 30 | KOLENC Martin | CRO-METEOR | 1996-10-01 |
| 31 | MARTINIĆ Ivan | CRO-METEOR | 1996-05-07 |
| 74 | FARKAS Tamás | HUN-MTK | 1996-07-01 |
| 99 | JURAK Primož | SLO | 1980-01-17 |
| 112 | MOJSILOVIC Ivan | SRB | 1996-10-03 |
| 113 | POPOVIC Miodrag | SRB | 1980-04-11 |

Alpe Adria Trophy Final and Balkan Games 2018**Celje - Slovenia****31.03 - 1.04.2018****Results****JUNIOR G BOYS FINAL 222 m****RACE: 1 HEAT: 1**

| | | | | |
|----|--------------------|------------|----------|-----------|
| 1. | 28 KOPRIVNJAK Rene | CRO-METEOR | 0:30,016 | 34 |
| 2. | 29 OPUHAČ Marko | CRO-METEOR | 0:30,560 | 21 |
| 3. | 106 MARKOVIC Petra | SRB | 0:34,246 | 13 |
| 4. | 123 MZIGOD Peter | SVK-SKMA | 0:39,824 | 8 |

JUNIOR F GIRLS HEATS 500 m**RACE: 2 HEAT: 1 GROUP: A**

| | | | |
|----|---------------------------|------------|----------|
| 1. | 80 TÓTH Anna Rebeka | HUN-SZKE | 1:01,183 |
| 2. | 46 SZABÓ Jázmin | HUN-JSE | 1:03,735 |
| 3. | 122 ONDREJČÁKOVÁ Katarína | SVK-SKMA | 1:04,967 |
| 4. | 20 BRICA Riana | CRO-METEOR | 1:20,987 |

RACE: 3 HEAT: 2 GROUP: A

| | | | |
|----|--------------------------|------------|----------|
| 1. | 115 BURDELÁKOVÁ Kristina | SVK-PRK | 1:03,559 |
| 2. | 96 PRAŽNIKAR Amanda | SLO | 1:05,875 |
| 3. | 105 RODIC Sofija | SRB | 1:10,385 |
| 4. | 21 RADELJA Ljiljana | CRO-METEOR | 1:17,541 |

JUNIOR F BOYS HEATS 500 m**RACE: 4 HEAT: 1**

| | | | |
|----|----------------------|----------|----------|
| 1. | 73 KUN Bence Benedek | HUN-MTK | 1:01,207 |
| 2. | 86 ÁRENDÁS Mihály | HUN-SZKE | 1:04,267 |
| 3. | 56 GYÖRGY Benedek | HUN-JSE | 1:09,299 |
| 4. | 117 HASARA Alex | SVK-PRK | 1:16,377 |

JUNIOR E GIRLS HEATS 777 m**RACE: 5 HEAT: 1**

| | | | |
|----|---------------------|-----------|----------|
| 1. | 62 SZIGETI Dóra | HUN-MTK | 1:27,388 |
| 2. | 95 ŠPAN Dina | SLO | 1:27,522 |
| 3. | 89 NÓGRÁDI Panka | HUN-TKKSE | 1:27,696 |
| 4. | 45 REDLER Aisa | HUN-JSE | 1:31,810 |
| 5. | 61 GÖRGÉNYI Antónia | HUN-MTK | 1:35,674 |
| 6. | 90 RIKK Tímea | HUN-TKKSE | 1:38,468 |
| 7. | 104 ZIKIC Ena | SRB | 1:40,824 |

JUNIOR E BOYS HEATS 777 m**RACE: 6 HEAT: 1 GROUP: A**

| | | | |
|----|------------------|------------|----------|
| 1. | 54 PETŐ Bendegúz | HUN-JSE | 1:28,968 |
| 2. | 84 LISZLI Gábor | HUN-SZKE | 1:29,182 |
| 3. | 91 JANCÓSÓ Zalán | HUN-TKKSE | 1:30,348 |
| 4. | 27 PRANTL Martin | CRO-METEOR | 1:48,242 |

RACE: 7 HEAT: 2 GROUP: A

| | | | |
|----|----------------------------|-----------|----------|
| 1. | 53 MAJOR Dominik | HUN-JSE | 1:27,030 |
| 2. | 111 JASIC Luka | SRB | 1:28,718 |
| 3. | 85 VÁGFALVI Máté | HUN-SZKE | 1:31,160 |
| 4. | 35 BHATTOA-BUZÁS Amrit Pál | HUN-DJKSE | 1:38,806 |
| 5. | 55 TAKÁCS Norbert II. | HUN-JSE | 1:49,458 |

JUNIOR D GIRLS HEATS 1000 m**RACE: 8 HEAT: 1 GROUP: A**

| | | | |
|----|--------------------------|----------|----------|
| 1. | 44 SZŐCS Mónika Nikolett | HUN-JSE | 1:55,760 |
| 2. | 42 SCHÖNBORN Melinda | HUN-JSE | 1:55,838 |
| 3. | 78 KORMÁNYOS Nina | HUN-SZKE | 1:55,946 |
| 4. | 1 PILTZ Sophie | AUT | 2:08,292 |

RACE: 9 HEAT: 2 GROUP: A

| | | | |
|----|--------------------|------------|----------|
| 1. | 79 SOMODI Maja | HUN-SZKE | 1:49,644 |
| 2. | 103 DOSKOVIC Mia | SRB | 1:51,846 |
| 3. | 43 SCHÖNBORN Virág | HUN-JSE | 2:00,446 |
| 4. | 19 KOPRIVNJAK Nika | CRO-METEOR | 2:03,850 |
| 5. | 41 GÁL Boglárka | HUN-JSE | 2:25,112 |

JUNIOR D BOYS HEATS 1000 m**RACE: 10 HEAT: 1 GROUP: A**

| | | | |
|----|--------------------|-----------|----------|
| 1. | 72 ZÓLYOMI László | HUN-MTK | 1:50,768 |
| 2. | 98 KOMERIČKI Tibor | SLO | 1:50,776 |
| 3. | 51 TACZMAN Máté | HUN-JSE | 1:51,620 |
| 4. | 70 GYÖRY Márkó | HUN-MTK | 1:58,650 |
| 5. | 34 VÍZI Boldizsár | HUN-DJKSE | 2:02,000 |
| 6. | 14 RAŠČIĆ Ermin | BIH | 2:22,856 |

RACE: 11 HEAT: 2 GROUP: A

| | | | |
|----|---------------------|------------|----------|
| 1. | 33 KÓKAI Balázs | HUN-DJKSE | 1:50,190 |
| 2. | 68 CSIZMADIA Márk | HUN-MTK | 1:50,604 |
| 3. | 26 KOVAČIĆ Jan | CRO-METEOR | 1:50,752 |
| 4. | 69 GRANASZTÓI Ádám | HUN-MTK | 1:56,658 |
| 5. | 50 SZŰCS Márton | HUN-JSE | 1:59,730 |
| 6. | 71 WU JIA WEI Dávid | HUN-MTK | 2:00,146 |
| 7. | 13 KRSTIĆ Ilan | BIH | 2:39,685 |

JUNIOR C GIRLS HEATS 1500 m**RACE: 12 HEAT: 1 GROUP: A**

| | | | |
|----|---------------------|----------|----------|
| 1. | 39 SOMOGYI Barbara | HUN-JSE | 2:56,483 |
| 2. | 120 HYMPÁNOVÁ Emma | SVK-SKMA | 2:57,539 |
| 3. | 76 PÜSPÖK Fanni | HUN-SZKE | 3:02,368 |
| 4. | 60 PALKOVICS Bianka | HUN-MTK | 3:12,124 |
| 5. | 114 SABOLOVA Tamara | SVK-ELBA | 3:16,742 |
| 6. | 94 ERJAVEC Ursa | SLO | 3:19,592 |

Alpe Adria Trophy Final and Balkan Games 2018**Celje - Slovenia****31.03 - 1.04.2018****Results****RACE: 13 HEAT: 2 GROUP: A**

| | | | |
|----|----------------------|------------|----------|
| 1. | 87 TÓTH Eszter | HUN-TDKE | 3:08,849 |
| 2. | 121 KUCHÁROVÁ Monika | SVK-SKMA | 3:09,621 |
| 3. | 59 CSÁSZI Henriett | HUN-MTK | 3:12,031 |
| 4. | 18 PRANTL Gabriella | CRO-METEOR | 3:28,336 |
| 5. | 77 SZŐKE Petra | HUN-SZKE | 3:32,752 |

JUNIOR C BOYS HEATS 1500 m**RACE: 14 HEAT: 1**

| | | | |
|----|----------------------------|-----------|----------|
| 1. | 49 ZSIGÓ Máté | HUN-JSE | 2:31,487 |
| 2. | 83 JÁSZAPÁTI Péter | HUN-SZKE | 2:42,313 |
| 3. | 48 ZSIGÓ Bence | HUN-JSE | 2:42,503 |
| 4. | 32 VÉGI Dániel | HUN-DJKSE | 2:43,175 |
| 5. | 4 FRIGHENCIU Stefan-Teodor | AUT | 2:50,431 |
| 6. | 12 BENETT Pierre | BIH | 3:10,724 |

JUNIOR B LADIES HEATS 1500 m**RACE: 15 HEAT: 1 GROUP: A**

| | | | |
|----|-------------------------|------------|----------|
| 1. | 118 HYMPÁNOVÁ Alexandra | SVK-SKMA | 3:18,613 |
| 2. | 37 NAGY Netti | HUN-JSE | 3:18,663 |
| 3. | 58 VARGA Regina Eszter | HUN-MTK | 3:18,919 |
| 4. | 17 PRANTL Emma | CRO-METEOR | 3:34,169 |

RACE: 16 HEAT: 2 GROUP: A

| | | | |
|----|----------------------|------------|----------|
| 1. | 16 IVANDIĆ Maja | CRO-METEOR | 2:58,570 |
| 2. | 119 PAVLIKOVÁ Simona | SVK-SKMA | 2:58,682 |
| 3. | 93 LES Ina | SLO | 3:02,546 |
| 4. | 101 DOSKOVIC Anja | SRB | 3:16,802 |

JUNIOR B MEN HEATS 1500 m**RACE: 17 HEAT: 1 GROUP: A**

| | | | |
|----|----------------------|------------|----------|
| 1. | 65 SZÁSZ Attila | HUN-MTK | 2:19,081 |
| 2. | 110 DJORDJEVIC Jovan | SRB | 2:23,987 |
| 3. | 66 SZIGETI Ádám | HUN-MTK | 2:28,479 |
| 4. | 24 POSAVEC Jan | CRO-METEOR | 2:34,945 |
| 5. | 25 SUMAN Stribor | CRO-METEOR | 2:38,621 |
| 6. | 109 BAKA Bojan | SRB | 2:46,567 |

JUNIOR A MEN HEATS 1500 m**RACE: 18 HEAT: 1 GROUP: A**

| | | | |
|----|---------------------|-----|----------|
| 1. | 2 ANDERMANN Nicolas | AUT | 3:14,887 |
| 2. | 10 KRSTIĆ Mak | BIH | 3:14,939 |
| 3. | 108 BAKA Bora | SRB | 3:27,843 |

RACE: 19 HEAT: 2 GROUP: A

| | | | |
|----|-------------------|---------|----------|
| 1. | 97 URLEP Bor Luka | SLO | 3:08,751 |
| 2. | 3 LIU Heinrich | AUT | 3:10,559 |
| 3. | 64 VELLA Márton | HUN-MTK | 3:26,757 |

LADIES HEATS 1500 m**RACE: 20 HEAT: 1 GROUP: A**

| | | | |
|----|------------------------|------------|----------|
| 1. | 15 YAKIMOVA Anna | BUL | 2:57,260 |
| 2. | 57 VÁGVÖLGYI Mercédesz | HUN-MTK | 3:00,114 |
| 3. | 23 IVANDIĆ Danijela | CRO-METEOR | 3:02,110 |
| 4. | 107 JANKOVIC Katarina | SRB | 3:11,856 |

RACE: 21 HEAT: 2 GROUP: A

| | | | |
|----|---------------------|------------|----------|
| 1. | 22 BURIĆ Katarina | CRO-METEOR | 3:13,576 |
| 2. | 100 OBRADOVIC Anja | SRB | 3:15,338 |
| 3. | 9 SELIMBEOVIC Samra | BIH | 3:16,990 |
| 4. | 92 SLUGA Klarisa | SLO | 3:26,856 |

MEN HEATS 1500 m**RACE: 22 HEAT: 1 GROUP: A**

| | | | |
|----|---------------------|------------|----------|
| 1. | 6 WOLFGANG Matthias | AUT | 2:22,225 |
| 2. | 30 KOLENC Martin | CRO-METEOR | 2:23,159 |
| 3. | 74 FARKAS Tamás | HUN-MTK | 2:24,061 |
| 4. | 112 MOJSILOVIC Ivan | SRB | 2:31,449 |

RACE: 23 HEAT: 2 GROUP: A

| | | | |
|----|---------------------|------------|----------|
| 1. | 5 ANDERMANN Dominic | AUT | 2:40,667 |
| 2. | 31 MARTINIC Ivan | CRO-METEOR | 2:40,789 |
| 3. | 113 POPOVIC Miodrag | SRB | 2:40,967 |
| 4. | 99 JURAK Primož | SLO | 2:48,835 |

JUNIOR G BOYS FINAL 111 m**RACE: 24 HEAT: 1**

| | | | | |
|----|--------------------|------------|---------|----|
| 1. | 29 OPUHAČ Marko | CRO-METEOR | NO TIME | 34 |
| 2. | 28 KOPRIVNJAK Rene | CRO-METEOR | NO TIME | 21 |
| 3. | 123 MZIGOD Peter | SVK-SKMA | NO TIME | 13 |
| 4. | 106 MARKOVIC Petra | SRB | NO TIME | 8 |

JUNIOR F GIRLS FINAL 500 m**RACE: 25 HEAT: 1 GROUP: B**

| | | | | |
|----|---------------------|------------|----------|---|
| 1. | 21 RADELJA Ljiljana | CRO-METEOR | 1:17,775 | 2 |
| 2. | 20 BRICA Riana | CRO-METEOR | 1:25,960 | 1 |

RACE: 26 HEAT: 2 GROUP: A

| | | | | |
|----|---------------------------|----------|----------|----|
| 1. | 80 TÓTH Anna Rebeka | HUN-SZKE | 0:59,975 | 34 |
| 2. | 115 BURDELÁKOVÁ Kristína | SVK-PRK | 1:01,829 | 21 |
| 3. | 122 ONDREJČÁKOVÁ Katarína | SVK-SKMA | 1:02,947 | 13 |
| 4. | 105 RODIC Sofija | SRB | 1:03,283 | 8 |
| 5. | 46 SZABÓ Jázmin | HUN-JSE | 1:03,537 | 5 |
| 6. | 96 PRAŽNIKAR Amanda | SLO | 1:05,143 | 3 |

Alpe Adria Trophy Final and Balkan Games 2018**Celje - Slovenia****31.03 - 1.04.2018****Results****JUNIOR F BOYS FINAL 500 m****RACE: 27 HEAT: 1**

| | | | | |
|----|----------------------|----------|----------|-----------|
| 1. | 73 KUN Bence Benedek | HUN-MTK | 1:01,332 | 34 |
| 2. | 86 ÁRENDÁS Mihály | HUN-SZKE | 1:05,274 | 21 |
| 3. | 56 GYÖRGY Benedek | HUN-JSE | 1:11,066 | 13 |
| 4. | 117 HASARA Alex | SVK-PRK | 1:14,456 | 8 |

JUNIOR E GIRLS FINAL 777 m**RACE: 28 HEAT: 1**

| | | | | |
|----|---------------------|-----------|----------|-----------|
| 1. | 62 SZIGETI Dóra | HUN-MTK | 1:29,287 | 34 |
| 2. | 89 NÓGRÁDI Panka | HUN-TKKSE | 1:30,391 | 21 |
| 3. | 95 ŠPAN Dina | SLO | 1:31,321 | 13 |
| 4. | 45 REDLER Aisa | HUN-JSE | 1:31,989 | 8 |
| 5. | 61 GÖRGÉNYI Antónia | HUN-MTK | 1:36,729 | 5 |
| 6. | 90 RIKK Tímea | HUN-TKKSE | 1:42,611 | 3 |
| 7. | 104 ZIKIC Ena | SRB | 1:43,841 | 2 |

JUNIOR E BOYS FINAL 777 m**RACE: 29 HEAT: 1 GROUP: B**

| | | | | |
|----|----------------------------|------------|----------|----------|
| 1. | 27 PRANTL Martin | CRO-METEOR | 1:35,776 | 2 |
| 2. | 35 BHATTOA-BUZÁS Amrit Pál | HUN-DJKSE | 1:36,492 | 1 |
| 3. | 55 TAKÁCS Norbert II. | HUN-JSE | 1:52,748 | |

RACE: 30 HEAT: 2 GROUP: A

| | | | | |
|----|------------------|-----------|----------|-----------|
| 1. | 53 MAJOR Dominik | HUN-JSE | 1:28,224 | 34 |
| 2. | 54 PETŐ Bendegúz | HUN-JSE | 1:29,492 | 21 |
| 3. | 84 LISZLI Gábor | HUN-SZKE | 1:29,614 | 13 |
| 4. | 111 JASIC Luka | SRB | 1:30,420 | 8 |
| 5. | 85 VÁGFALVI Máté | HUN-SZKE | 1:31,106 | 5 |
| 6. | 91 JANCÓSÓ Zalán | HUN-TKKSE | 1:31,592 | 3 |

JUNIOR D GIRLS FINAL 1000 m**RACE: 31 HEAT: 1 GROUP: B**

| | | | | |
|----|--------------------|------------|----------|----------|
| 1. | 19 KOPRIVNJAK Nika | CRO-METEOR | 2:05,022 | 2 |
| 2. | 1 PILTZ Sophie | AUT | 2:09,681 | 1 |
| 3. | 41 GÁL Boglárka | HUN-JSE | 2:43,893 | |

RACE: 32 HEAT: 2 GROUP: A

| | | | | |
|----|--------------------------|----------|----------|-----------|
| 1. | 79 SOMODI Maja | HUN-SZKE | 1:46,817 | 34 |
| 2. | 42 SCHÖNBORN Melinda | HUN-JSE | 1:47,111 | 21 |
| 3. | 44 SZŐCS Mónika Nikolett | HUN-JSE | 1:47,203 | 13 |
| 4. | 103 DOSKOVIC Mia | SRB | 1:48,913 | 8 |
| 5. | 78 KORMÁNYOS Nina | HUN-SZKE | 1:55,161 | 5 |
| 6. | 43 SCHÖNBORN Virág | HUN-JSE | 2:10,673 | 3 |

JUNIOR D BOYS FINAL 1000 m**RACE: 33 HEAT: 1 GROUP: B**

| | | | | |
|----|---------------------|-----------|----------|----------|
| 1. | 70 GYÖRY Márkó | HUN-MTK | 1:54,369 | 2 |
| 2. | 69 GRANASZTÓI Ádám | HUN-MTK | 1:54,445 | 1 |
| 3. | 71 WU JIA WEI Dávid | HUN-MTK | 2:01,571 | |
| 4. | 50 SZÜCS Márton | HUN-JSE | 2:03,227 | |
| 5. | 14 RAŠČIĆ Ermin | BIH | 2:17,011 | |
| 6. | 34 VÍZI Boldizsár | HUN-DJKSE | 2:19,383 | |
| 7. | 13 KRSTIĆ Ilan | BIH | 2:22,703 | |

RACE: 34 HEAT: 2 GROUP: A

| | | | | |
|----|--------------------|------------|----------|-----------|
| 1. | 33 KÓKAI Balázs | HUN-DJKSE | 1:49,244 | 34 |
| 2. | 72 ZÓLYOMI László | HUN-MTK | 1:50,214 | 21 |
| 3. | 68 CSIZMADIA Márk | HUN-MTK | 1:51,110 | 13 |
| 4. | 26 KOVAČIĆ Jan | CRO-METEOR | 1:53,874 | 8 |
| 5. | 98 KOMERIČKI Tibor | SLO | 2:03,878 | 5 |
| 6. | 51 TACZMAN Máté | HUN-JSE | 2:12,496 | 3 |

JUNIOR C GIRLS FINAL 1500 m**RACE: 35 HEAT: 1 GROUP: B**

| | | | | |
|----|---------------------|------------|------------------|----------|
| 1. | 60 PALKOVICS Bianka | HUN-MTK | 3:06,476 | 2 |
| 2. | 114 SABOLOVA Tamara | SVK-ELBA | 3:12,432 | 1 |
| 3. | 94 ERJAVEC Ursa | SLO | 3:12,542 | |
| 4. | 18 PRANTL Gabriella | CRO-METEOR | 3:31,219 | |
| 5. | 77 SZŐKE Petra | HUN-SZKE | NO TIME finished | |

RACE: 36 HEAT: 2 GROUP: A

| | | | | |
|----|----------------------|----------|----------|-----------|
| 1. | 39 SOMOGYI Barbara | HUN-JSE | 2:57,439 | 34 |
| 2. | 120 HYMPÁNOVÁ Emma | SVK-SKMA | 2:57,553 | 21 |
| 3. | 87 TÓTH Eszter | HUN-TDKE | 2:57,713 | 13 |
| 4. | 76 PÜSPÖK Fanni | HUN-SZKE | 3:00,896 | 8 |
| 5. | 121 KUCHAROVÁ Monika | SVK-SKMA | 3:15,912 | 5 |
| 6. | 59 CSÁSZI Henriett | HUN-MTK | 3:17,446 | 3 |

JUNIOR C BOYS FINAL 1500 m**RACE: 37 HEAT: 1**

| | | | | |
|----|----------------------------|-----------|------------------|-----------|
| 1. | 83 JÁSZAPÁTI Péter | HUN-SZKE | 2:36,005 | 34 |
| 2. | 49 ZSIGÓ Máté | HUN-JSE | 2:37,941 | 21 |
| 3. | 48 ZSIGÓ Bence | HUN-JSE | 2:38,223 | 13 |
| 4. | 32 VÉGI Dániel | HUN-DJKSE | 2:44,745 | 8 |
| 5. | 4 FRIGHENCIU Stefan-Teodor | AUT | 2:53,295 | 5 |
| 6. | 12 BENETT Pierre | BIH | NO TIME finished | |

JUNIOR B LADIES FINAL 1500 m**RACE: 38 HEAT: 1 GROUP: B**

| | | | | |
|----|-------------------|------------|----------|----------|
| 1. | 101 DOSKOVIC Anja | SRB | 3:13,946 | 2 |
| 2. | 17 PRANTL Emma | CRO-METEOR | 3:24,070 | 1 |

Alpe Adria Trophy Final and Balkan Games 2018**Celje - Slovenia****31.03 - 1.04.2018****Results****RACE: 39 HEAT: 2 GROUP: A**

| | | | | |
|----|-------------------------|------------|----------|----|
| 1. | 58 VARGA Regina Eszter | HUN-MTK | 3:16,150 | 34 |
| 2. | 119 PAVLIKOVÁ Simona | SVK-SKMA | 3:16,618 | 21 |
| 3. | 37 NAGY Netti | HUN-JSE | 3:17,222 | 13 |
| 4. | 16 IVANDIĆ Maja | CRO-METEOR | 3:17,260 | 8 |
| 5. | 118 HYMPÁNOVÁ Alexandra | SVK-SKMA | 3:18,736 | 5 |
| 6. | 93 LES Ina | SLO | 3:25,685 | 3 |

JUNIOR B MEN FINAL 1500 m**RACE: 40 HEAT: 1 GROUP: A**

| | | | | |
|----|----------------------|------------|----------|----|
| 1. | 65 SZÁSZ Attila | HUN-MTK | 2:48,989 | 34 |
| 2. | 66 SZIGETI Ádám | HUN-MTK | 2:49,691 | 21 |
| 3. | 110 DJORDJEVIC Jovan | SRB | 2:50,883 | 13 |
| 4. | 24 POSAVEC Jan | CRO-METEOR | 2:52,069 | 8 |
| 5. | 25 SUMAN Stribor | CRO-METEOR | 2:52,423 | 5 |
| 6. | 109 BAKA Bojan | SRB | 3:00,993 | 3 |

JUNIOR A MEN FINAL 1500 m**RACE: 41 HEAT: 1 GROUP: A**

| | | | | |
|----|---------------------|---------|----------|----|
| 1. | 2 ANDERMANN Nicolas | AUT | 2:44,719 | 34 |
| 2. | 97 URLEP Bor Luka | SLO | 2:45,123 | 21 |
| 3. | 3 LIU Heinrich | AUT | 2:49,649 | 13 |
| 4. | 64 VELLA Márton | HUN-MTK | 2:49,777 | 8 |
| 5. | 10 KRSTIĆ Mak | BIH | 2:54,569 | 5 |
| 6. | 108 BAKA Bora | SRB | 3:10,118 | 3 |

LADIES FINAL 1500 m**RACE: 42 HEAT: 1 GROUP: B**

| | | | | |
|----|-----------------------|-----|----------|---|
| 1. | 107 JANKOVIC Katarina | SRB | 3:14,200 | 2 |
| 2. | 92 SLUGA Klarisa | SLO | 3:26,347 | 1 |

RACE: 43 HEAT: 2 GROUP: A

| | | | | |
|----|------------------------|------------|----------|----|
| 1. | 15 YAKIMOVA Anna | BUL | 3:15,252 | 34 |
| 2. | 22 BURIĆ Katarina | CRO-METEOR | 3:15,260 | 21 |
| 3. | 57 VÁGVÖLGYI Mercédesz | HUN-MTK | 3:17,686 | 13 |
| 4. | 23 IVANDIĆ Danijela | CRO-METEOR | 3:17,742 | 8 |
| 5. | 100 OBRADOVIC Anja | SRB | 3:19,740 | 5 |
| 6. | 9 SELIMBEGOVIĆ Samra | BIH | 3:24,692 | 3 |

MEN FINAL 1500 m**RACE: 44 HEAT: 1 GROUP: B**

| | | | | |
|----|---------------------|-----|----------|---|
| 1. | 112 MOJSILOVIC Ivan | SRB | 2:37,851 | 2 |
| 2. | 99 JURAK Primož | SLO | 2:48,879 | 1 |

RACE: 45 HEAT: 2 GROUP: A

| | | | | |
|----|---------------------|------------|----------|----|
| 1. | 5 ANDERMANN Dominic | AUT | 2:55,119 | 34 |
| 2. | 6 WOLFGANG Matthias | AUT | 2:55,467 | 21 |
| 3. | 31 MARTINIĆ Ivan | CRO-METEOR | 2:55,969 | 13 |
| 4. | 74 FARKAS Tamás | HUN-MTK | 2:56,187 | 8 |
| 5. | 113 POPOVIC Miodrag | SRB | 3:02,403 | 5 |
| 6. | 30 KOLENC Martin | CRO-METEOR | 3:02,929 | 3 |

JUNIOR D BOYS HEATS 500 m**RACE: 46 HEAT: 1 GROUP: A**

| | | | |
|----|-----------------|-----------|----------|
| 1. | 33 KÓKAI Balázs | HUN-DJKSE | 0:52,760 |
| 2. | 70 GYÖRY Márkó | HUN-MTK | 0:53,394 |
| 3. | 51 TACZMAN Máté | HUN-JSE | 0:54,010 |
| 4. | 14 RAŠČIĆ Ermin | BIH | 1:09,176 |

RACE: 47 HEAT: 2 GROUP: A

| | | | |
|----|--------------------|-----------|----------|
| 1. | 72 ZÓLYOMI László | HUN-MTK | 0:52,701 |
| 2. | 98 KOMERIČKI Tibor | SLO | 0:53,025 |
| 3. | 34 VÍZI Boldizsár | HUN-DJKSE | 0:53,139 |
| 4. | 13 KRSTIĆ Ilan | BIH | 1:12,704 |
| 5. | 69 GRANASZTÓI Ádám | HUN-MTK | 1:14,866 |

RACE: 48 HEAT: 3 GROUP: A

| | | | |
|----|---------------------|------------|----------|
| 1. | 68 CSIZMADIA Márk | HUN-MTK | 0:53,116 |
| 2. | 26 KOVAČIĆ Jan | CRO-METEOR | 0:53,612 |
| 3. | 50 SZÜCS Márton | HUN-JSE | 0:57,757 |
| 4. | 71 WU JIA WEI Dávid | HUN-MTK | 0:58,301 |

JUNIOR C GIRLS HEATS 500 m**RACE: 49 HEAT: 1 GROUP: A**

| | | | |
|----|---------------------|------------|----------|
| 1. | 87 TÓTH Eszter | HUN-TDKE | 0:50,913 |
| 2. | 76 PÜSPÖK Fanni | HUN-SZKE | 0:50,919 |
| 3. | 94 ERJAVEC Ursa | SLO | 0:58,833 |
| 4. | 18 PRANTL Gabriella | CRO-METEOR | 1:02,013 |

RACE: 50 HEAT: 2 GROUP: A

| | | | |
|----|---------------------|----------|----------|
| 1. | 120 HYMPÁNOVÁ Emma | SVK-SKMA | 0:51,737 |
| 2. | 59 CSÁSZI Henriett | HUN-MTK | 0:55,249 |
| 3. | 114 SABOLOVA Tamara | SVK-ELBA | 1:00,723 |
| 4. | 77 SZŐKE Petra | HUN-SZKE | 1:04,869 |

RACE: 51 HEAT: 3 GROUP: A

| | | | |
|----|----------------------|----------|----------|
| 1. | 39 SOMOGYI Barbara | HUN-JSE | 0:49,871 |
| 2. | 60 PALKOVICS Bianka | HUN-MTK | 0:55,323 |
| 3. | 121 KUCHÁROVÁ Monika | SVK-SKMA | 0:56,375 |

Alpe Adria Trophy Final and Balkan Games 2018**Celje - Slovenia****31.03 - 1.04.2018****Results****JUNIOR F GIRLS HEATS 222 m****RACE: 52 HEAT: 1 GROUP: A**

| | | | |
|----|---------------------|------------|----------|
| 1. | 80 TÓTH Anna Rebeka | HUN-SZKE | 0:27,227 |
| 2. | 105 RODIC Sofija | SRB | 0:28,823 |
| 3. | 46 SZABÓ Jázmin | HUN-JSE | 0:29,023 |
| 4. | 20 BRICA Riana | CRO-METEOR | 0:37,573 |

RACE: 53 HEAT: 2 GROUP: A

| | | | |
|----|---------------------------|------------|----------|
| 1. | 115 BURDELÁKOVÁ Kristina | SVK-PRK | 0:28,951 |
| 2. | 122 ONDREJČÁKOVÁ Katarína | SVK-SKMA | 0:29,051 |
| 3. | 96 PRAŽNIKAR Amanda | SLO | 0:30,115 |
| 4. | 21 RADELJA Ljiljana | CRO-METEOR | 0:33,251 |

JUNIOR F BOYS HEATS 222 m**RACE: 54 HEAT: 1**

| | | | |
|----|----------------------|----------|----------|
| 1. | 73 KUN Bence Benedek | HUN-MTK | 0:27,704 |
| 2. | 56 GYÖRGY Benedek | HUN-JSE | 0:30,726 |
| 3. | 86 ÁRENDÁS Mihály | HUN-SZKE | 0:30,916 |
| 4. | 117 HASARA Alex | SVK-PRK | 0:33,590 |

JUNIOR E GIRLS HEATS 333 m**RACE: 55 HEAT: 1 GROUP: A**

| | | | |
|----|-----------------|-----------|----------|
| 1. | 62 SZIGETI Dóra | HUN-MTK | 0:36,908 |
| 2. | 45 REDLER Aisa | HUN-JSE | 0:37,854 |
| 3. | 90 RIKK Tímea | HUN-TKKSE | 0:39,638 |

RACE: 56 HEAT: 2 GROUP: A

| | | | |
|----|---------------------|-----------|----------|
| 1. | 89 NÓGRÁDI Panka | HUN-TKKSE | 0:36,875 |
| 2. | 95 ŠPAN Dina | SLO | 0:38,579 |
| 3. | 61 GÖRGÉNYI Antónia | HUN-MTK | 0:39,589 |
| 4. | 104 ZIKIC Ena | SRB | 0:43,147 |

JUNIOR E BOYS HEATS 333 m**RACE: 57 HEAT: 1 GROUP: A**

| | | | |
|----|------------------|------------|----------|
| 1. | 84 LISZLI Gábor | HUN-SZKE | 0:36,552 |
| 2. | 54 PETŐ Bendegúz | HUN-JSE | 0:36,728 |
| 3. | 91 JANCÓSÓ Zalán | HUN-TKKSE | 0:37,904 |
| 4. | 27 PRANTL Martin | CRO-METEOR | 0:40,542 |

RACE: 58 HEAT: 2 GROUP: A

| | | | |
|----|----------------------------|-----------|----------|
| 1. | 53 MAJOR Dominik | HUN-JSE | 0:36,520 |
| 2. | 111 JASIC Luka | SRB | 0:36,590 |
| 3. | 85 VÁGFALVI Máté | HUN-SZKE | 0:37,212 |
| 4. | 35 BHATTOA-BUZÁS Amrit Pál | HUN-DJKSE | 0:41,546 |
| 5. | 55 TAKÁCS Norbert II. | HUN-JSE | 0:45,522 |

JUNIOR D GIRLS HEATS 500 m**RACE: 59 HEAT: 1 GROUP: A**

| | | | |
|----|----------------------|------------|---------|
| 1. | 103 DOSKOVIC Mia | SRB | NO TIME |
| 2. | 42 SCHÖNBORN Melinda | HUN-JSE | NO TIME |
| 3. | 78 KORMÁNYOS Nina | HUN-SZKE | NO TIME |
| 4. | 19 KOPRIVNJAK Nika | CRO-METEOR | NO TIME |
| 5. | 41 GÁL Boglárka | HUN-JSE | NO TIME |

RACE: 60 HEAT: 2 GROUP: A

| | | | |
|----|--------------------------|----------|----------|
| 1. | 44 SZŐCS Mónika Nikolett | HUN-JSE | 0:51,280 |
| 2. | 79 SOMODI Maja | HUN-SZKE | 0:51,336 |
| 3. | 43 SCHÖNBORN Virág | HUN-JSE | 0:58,768 |
| 4. | 1 PILTZ Sophie | AUT | 0:59,352 |

JUNIOR D BOYS SEMI-FINAL 500 m**RACE: 61 HEAT: 1 GROUP: A**

| | | | |
|----|-------------------|---------|----------|
| 1. | 72 ZÓLYOMI László | HUN-MTK | 0:53,508 |
| 2. | 68 CSIZMADIA Márk | HUN-MTK | 0:53,620 |
| 3. | 51 TACZMAN Máté | HUN-JSE | 0:53,752 |
| 4. | 70 GYÖRY Márkó | HUN-MTK | 1:05,856 |

RACE: 62 HEAT: 2 GROUP: A

| | | | |
|----|--------------------|------------|----------|
| 1. | 33 KÓKAI Balázs | HUN-DJKSE | 0:52,386 |
| 2. | 98 KOMERIČKI Tibor | SLO | 0:53,570 |
| 3. | 34 VÍZI Boldizsár | HUN-DJKSE | 0:53,886 |
| 4. | 26 KOVAČIĆ Jan | CRO-METEOR | 0:54,888 |

JUNIOR C GIRLS SEMI-FINAL 500 m**RACE: 63 HEAT: 1 GROUP: A**

| | | | |
|----|---------------------|----------|----------|
| 1. | 120 HYMPÁNOVÁ Emma | SVK-SKMA | 0:50,226 |
| 2. | 87 TÓTH Eszter | HUN-TDKE | 0:50,312 |
| 3. | 60 PALKOVICS Bianka | HUN-MTK | 0:54,826 |
| 4. | 59 CSÁSZI Henriett | HUN-MTK | 0:54,930 |

RACE: 64 HEAT: 2 GROUP: A

| | | | |
|----|----------------------|----------|----------|
| 1. | 39 SOMOGYI Barbara | HUN-JSE | 0:49,417 |
| 2. | 76 PÜSPÖK Fanni | HUN-SZKE | 0:50,295 |
| 3. | 121 KUCHÁROVÁ Monika | SVK-SKMA | 0:57,159 |
| 4. | 94 ERJAVEC Ursa | SLO | 0:59,493 |

JUNIOR C BOYS HEATS 500 m**RACE: 65 HEAT: 1 GROUP: A**

| | | | |
|----|----------------------------|----------|------------------|
| 1. | 83 JÁSZAPÁTI Péter | HUN-SZKE | 0:47,460 |
| 2. | 48 ZSIGÓ Bence | HUN-JSE | 0:48,122 |
| 3. | 4 FRIGHENCIU Stefan-Teodor | AUT | NO TIME finished |

RACE: 66 HEAT: 2 GROUP: A

| | | | |
|----|------------------|-----------|----------|
| 1. | 49 ZSIGÓ Máté | HUN-JSE | 0:48,045 |
| 2. | 32 VÉGI Dániel | HUN-DJKSE | 0:49,283 |
| 3. | 12 BENETT Pierre | BIH | 0:56,135 |

Alpe Adria Trophy Final and Balkan Games 2018**Celje - Slovenia****31.03 - 1.04.2018****Results****JUNIOR B LADIES HEATS 500 m****RACE: 67 HEAT: 1 GROUP: A**

| | | | |
|----|------------------------|------------|----------|
| 1. | 58 VARGA Regina Eszter | HUN-MTK | 0:49,745 |
| 2. | 16 IVANDIĆ Maja | CRO-METEOR | 0:51,149 |
| 3. | 118 HYPÁNOVÁ Alexandra | SVK-SKMA | 0:52,149 |
| 4. | 101 DOSKOVIC Anja | SRB | 1:07,788 |

RACE: 68 HEAT: 2 GROUP: A

| | | | |
|----|----------------------|------------|----------|
| 1. | 37 NAGY Netti | HUN-JSE | 0:51,590 |
| 2. | 93 LES Ina | SLO | 0:53,292 |
| 3. | 119 PAVLIKOVÁ Simona | SVK-SKMA | 0:53,376 |
| 4. | 17 PRANTL Emma | CRO-METEOR | 1:13,214 |

JUNIOR B MEN HEATS 500 m**RACE: 69 HEAT: 1 GROUP: A**

| | | | |
|----|-----------------|------------|----------|
| 1. | 65 SZÁSZ Attila | HUN-MTK | 0:45,268 |
| 2. | 24 POSAVEC Jan | CRO-METEOR | 0:48,198 |
| 3. | 109 BAKA Bojan | SRB | 0:49,128 |

RACE: 70 HEAT: 2 GROUP: A

| | | | |
|----|----------------------|------------|----------|
| 1. | 66 SZIGETI Ádám | HUN-MTK | 0:45,627 |
| 2. | 110 DJORDJEVIC Jovan | SRB | 0:45,723 |
| 3. | 25 SUMAN Stribor | CRO-METEOR | 0:47,819 |

JUNIOR A MEN HEATS 500 m**RACE: 71 HEAT: 1 GROUP: A**

| | | | |
|----|-------------------|-----|----------|
| 1. | 97 URLEP Bor Luka | SLO | 0:45,528 |
| 2. | 3 LIU Heinrich | AUT | 0:45,742 |
| 3. | 108 BAKA Bora | SRB | 0:51,434 |

RACE: 72 HEAT: 2 GROUP: A

| | | | |
|----|---------------------|---------|----------|
| 1. | 2 ANDERMANN Nicolas | AUT | 0:45,239 |
| 2. | 64 VELLA Márton | HUN-MTK | 0:48,101 |
| 3. | 10 KRSTIĆ Mak | BIH | 0:49,863 |

LADIES HEATS 500 m**RACE: 73 HEAT: 1 GROUP: A**

| | | | |
|----|------------------------|------------|----------|
| 1. | 22 BURIĆ Katarina | CRO-METEOR | 0:49,093 |
| 2. | 57 VÁGVÖLGYI Mercédesz | HUN-MTK | 0:50,563 |
| 3. | 9 SELIMBEGOVIĆ Samra | BIH | 0:51,835 |
| 4. | 107 JANKOVIC Katarina | SRB | 0:52,947 |

RACE: 74 HEAT: 2 GROUP: A

| | | | |
|----|---------------------|------------|----------|
| 1. | 15 YAKIMOVA Anna | BUL | 0:48,920 |
| 2. | 23 IVANDIĆ Danijela | CRO-METEOR | 0:49,890 |
| 3. | 100 OBRADOVIC Anja | SRB | 0:52,278 |
| 4. | 92 SLUGA Klarisa | SLO | 0:55,362 |

MEN HEATS 500 m**RACE: 75 HEAT: 1 GROUP: A**

| | | | |
|----|---------------------|------------|----------|
| 1. | 31 MARTINIĆ Ivan | CRO-METEOR | 0:44,848 |
| 2. | 6 WOLFGANG Matthias | AUT | 0:45,126 |
| 3. | 113 POPOVIC Miodrag | SRB | 0:47,330 |
| 4. | 99 JURAK Primož | SLO | 0:54,416 |

RACE: 76 HEAT: 2 GROUP: A

| | | | |
|----|---------------------|------------|------------------|
| 1. | 30 KOLENC Martin | CRO-METEOR | 0:43,442 |
| 2. | 74 FARKAS Tamás | HUN-MTK | 0:45,536 |
| 3. | 112 MOJSILOVIC Ivan | SRB | 0:46,486 |
| 4. | 5 ANDERMANN Dominic | AUT | NO TIME finished |

JUNIOR F GIRLS FINAL 222 m**RACE: 77 HEAT: 1 GROUP: B**

| | | | | |
|----|---------------------|------------|----------|----------|
| 1. | 46 SZABÓ Jázmin | HUN-JSE | 0:29,306 | 5 |
| 2. | 96 PRAŽNIKAR Amanda | SLO | 0:30,158 | 3 |
| 3. | 21 RADELJA Ljiljana | CRO-METEOR | 0:34,168 | 2 |
| 4. | 20 BRICA Riana | CRO-METEOR | 0:36,312 | 1 |

RACE: 78 HEAT: 2 GROUP: A

| | | | | |
|----|---------------------------|----------|----------|-----------|
| 1. | 80 TÓTH Anna Rebeka | HUN-SZKE | 0:26,067 | 34 |
| 2. | 115 BURDELÁKOVÁ Kristína | SVK-PRK | 0:27,895 | 21 |
| 3. | 105 RODIĆ Sofija | SRB | 0:28,569 | 13 |
| 4. | 122 ONDREJČÁKOVÁ Katarína | SVK-SKMA | 0:29,353 | 8 |

JUNIOR F BOYS FINAL 222 m**RACE: 79 HEAT: 1**

| | | | | |
|----|----------------------|----------|----------|-----------|
| 1. | 73 KUN Bence Benedek | HUN-MTK | 0:27,287 | 34 |
| 2. | 86 ÁRENDÁS Mihály | HUN-SZKE | 0:29,411 | 21 |
| 3. | 56 GYÖRGY Benedek | HUN-JSE | 0:31,001 | 13 |
| 4. | 117 HASARA Alex | SVK-PRK | 0:51,187 | 8 |

JUNIOR E GIRLS FINAL 333 m**RACE: 80 HEAT: 1 GROUP: B**

| | | | | |
|----|---------------------|-----------|----------|----------|
| 1. | 61 GÖRGÉNYI Antónia | HUN-MTK | 0:38,900 | 5 |
| 2. | 90 RIKK Tímea | HUN-TKKSE | 0:39,132 | 3 |
| 3. | 104 ZIKIĆ Ena | SRB | 0:42,136 | 2 |

RACE: 81 HEAT: 2 GROUP: A

| | | | | |
|----|------------------|-----------|------------------|-----------|
| 1. | 62 SZIGETI Dóra | HUN-MTK | 0:35,960 | 34 |
| 2. | 89 NÓGRÁDI Panka | HUN-TKKSE | 0:36,244 | 21 |
| 3. | 95 ŠPAN Dina | SLO | 0:37,372 | 13 |
| 4. | 45 REDLER Aisa | HUN-JSE | NO TIME finished | |

Alpe Adria Trophy Final and Balkan Games 2018**Celje - Slovenia****31.03 - 1.04.2018****Results****JUNIOR E BOYS FINAL 333 m****RACE: 82 HEAT: 1 GROUP: B**

| | | | | |
|----|----------------------------|------------|----------|---|
| 1. | 85 VÁGFALVI Máté | HUN-SZKE | 0:37,498 | 5 |
| 2. | 91 JANCÓSÓ Zalán | HUN-TKKSE | 0:37,834 | 3 |
| 3. | 27 PRANTL Martin | CRO-METEOR | 0:39,960 | 2 |
| 4. | 35 BHATTOA-BUZÁS Amrit Pál | HUN-DJKSE | 0:40,646 | 1 |
| 5. | 55 TAKÁCS Norbert II. | HUN-JSE | 0:46,266 | |

RACE: 83 HEAT: 2 GROUP: A

| | | | | |
|----|------------------|----------|----------|----|
| 1. | 53 MAJOR Dominik | HUN-JSE | 0:35,340 | 34 |
| 2. | 84 LISZLI Gábor | HUN-SZKE | 0:35,688 | 21 |
| 3. | 54 PETŐ Bendegúz | HUN-JSE | 0:36,020 | 13 |
| 4. | 111 JASIC Luka | SRB | 0:43,558 | 8 |

JUNIOR D GIRLS FINAL 500 m**RACE: 84 HEAT: 1 GROUP: B**

| | | | | |
|----|--------------------|------------|----------|---|
| 1. | 78 KORMÁNYOS Nina | HUN-SZKE | 0:54,566 | 5 |
| 2. | 1 PILTZ Sophie | AUT | 1:00,024 | 3 |
| 3. | 43 SCHÖNBORN Virág | HUN-JSE | 1:00,044 | 2 |
| 4. | 19 KOPRIVNJAK Nika | CRO-METEOR | 1:00,416 | 1 |
| 5. | 41 GÁL Boglárka | HUN-JSE | 1:06,392 | |

RACE: 85 HEAT: 2 GROUP: A

| | | | | |
|----|--------------------------|----------|----------|----|
| 1. | 79 SOMODI Maja | HUN-SZKE | 0:50,485 | 34 |
| 2. | 44 SZŐCS Mónika Nikolett | HUN-JSE | 0:51,569 | 21 |
| 3. | 103 DOSKOVIC Mia | SRB | 0:52,147 | 13 |
| 4. | 42 SCHÖNBORN Melinda | HUN-JSE | 0:52,171 | 8 |

JUNIOR D BOYS FINAL 500 m**RACE: 86 HEAT: 1 GROUP: C**

| | | | | |
|----|---------------------|---------|----------|--|
| 1. | 69 GRANASZTÓI Ádám | HUN-MTK | 0:57,557 | |
| 2. | 50 SZÜCS Márton | HUN-JSE | 0:58,817 | |
| 3. | 71 WU JIA WEI Dávid | HUN-MTK | 0:59,783 | |
| 4. | 14 RAŠČIĆ Ermin | BIH | 1:05,029 | |
| 5. | 13 KRSTIĆ Ilan | BIH | 1:12,080 | |

RACE: 87 HEAT: 2 GROUP: B

| | | | | |
|----|-------------------|------------|----------|---|
| 1. | 70 GYÖRY Márkó | HUN-MTK | 0:53,787 | 5 |
| 2. | 34 VÍZI Boldizsár | HUN-DJKSE | 0:54,067 | 3 |
| 3. | 26 KOVAČIĆ Jan | CRO-METEOR | 1:03,791 | 2 |
| 4. | 51 TACZMAN Máté | HUN-JSE | 1:17,989 | 1 |

RACE: 88 HEAT: 3 GROUP: A

| | | | | |
|----|--------------------|-----------|----------|----|
| 1. | 33 KÓKAI Balázs | HUN-DJKSE | 0:52,043 | 34 |
| 2. | 98 KOMERIČKI Tibor | SLO | 0:53,501 | 21 |
| 3. | 68 CSIZMADIA Márk | HUN-MTK | 0:53,559 | 13 |
| 4. | 72 ZÓLYOMI László | HUN-MTK | 1:05,125 | 8 |

JUNIOR C GIRLS FINAL 500 m**RACE: 89 HEAT: 1 GROUP: C**

| | | | | |
|----|---------------------|------------|----------|--|
| 1. | 114 SABOLOVA Tamara | SVK-ELBA | 0:59,489 | |
| 2. | 77 SZŐKE Petra | HUN-SZKE | 1:04,565 | |
| 3. | 18 PRANTL Gabriella | CRO-METEOR | 1:04,667 | |

RACE: 90 HEAT: 2 GROUP: B

| | | | | |
|----|----------------------|----------|----------|---|
| 1. | 60 PALKOVICS Bianka | HUN-MTK | 0:56,011 | 5 |
| 2. | 121 KUCHAROVÁ Monika | SVK-SKMA | 0:56,017 | 3 |
| 3. | 59 CSÁSZI Henriett | HUN-MTK | 0:56,323 | 2 |
| 4. | 94 ERJAVEC Ursa | SLO | 0:59,835 | 1 |

RACE: 91 HEAT: 3 GROUP: A

| | | | | |
|----|--------------------|----------|----------|----|
| 1. | 39 SOMOGYI Barbara | HUN-JSE | 0:49,546 | 34 |
| 2. | 120 HYPÁNÓVÁ Emma | SVK-SKMA | 0:49,768 | 21 |
| 3. | 87 TÓTH Eszter | HUN-TDKE | 0:49,896 | 13 |
| 4. | 76 PÜSPÖK Fanni | HUN-SZKE | 0:50,430 | 8 |

JUNIOR C BOYS FINAL 500 m**RACE: 92 HEAT: 1 GROUP: B**

| | | | | |
|----|----------------------------|-----|----------|---|
| 1. | 4 FRIGHENCIU Stefan-Teodor | AUT | 0:51,693 | 5 |
| 2. | 12 BENETT Pierre | BIH | 0:55,639 | 3 |

RACE: 93 HEAT: 2 GROUP: A

| | | | | |
|----|-------------------|-----------|----------|----|
| 1. | 49 ZSIGÓ Máté | HUN-JSE | 0:46,766 | 34 |
| 2. | 83 JÁSZPÁTI Péter | HUN-SZKE | 0:46,842 | 21 |
| 3. | 48 ZSIGÓ Bence | HUN-JSE | 0:47,350 | 13 |
| 4. | 32 VÉGI Dániel | HUN-DJKSE | NO TIME | 8 |

JUNIOR B LADIES FINAL 500 m**RACE: 94 HEAT: 1 GROUP: B**

| | | | | |
|----|------------------------|------------|----------|---|
| 1. | 118 HYPÁNÓVÁ Alexandra | SVK-SKMA | 0:51,409 | 5 |
| 2. | 119 PAVLIKOVÁ Simona | SVK-SKMA | 0:51,543 | 3 |
| 3. | 101 DOSKOVIC Anja | SRB | 0:57,995 | 2 |
| 4. | 17 PRANTL Emma | CRO-METEOR | 1:00,445 | 1 |

RACE: 95 HEAT: 2 GROUP: A

| | | | | |
|----|------------------------|------------|----------|----|
| 1. | 58 VARGA Regina Eszter | HUN-MTK | 0:50,109 | 34 |
| 2. | 16 IVANDIĆ Maja | CRO-METEOR | 0:51,075 | 21 |
| 3. | 93 LES Ina | SLO | 0:52,657 | 13 |
| 4. | 37 NAGY Netti | HUN-JSE | 1:07,219 | 8 |

JUNIOR B MEN FINAL 500 m**RACE: 96 HEAT: 1 GROUP: B**

| | | | | |
|----|------------------|------------|----------|---|
| 1. | 25 SUMAN Stribor | CRO-METEOR | 0:48,790 | 5 |
| 2. | 109 BAKA Bojan | SRB | 0:49,156 | 3 |

Alpe Adria Trophy Final and Balkan Games 2018**Celje - Slovenia****31.03 - 1.04.2018****Results****RACE: 97 HEAT: 2 GROUP: A**

| | | | | |
|----|----------------------|------------|----------|----|
| 1. | 65 SZÁSZ Attila | HUN-MTK | 0:45,205 | 34 |
| 2. | 110 DJORDJEVIC Jovan | SRB | 0:45,459 | 21 |
| 3. | 66 SZIGETI Ádám | HUN-MTK | 0:46,251 | 13 |
| 4. | 24 POSAVEC Jan | CRO-METEOR | 0:47,607 | 8 |

JUNIOR A MEN FINAL 500 m**RACE: 98 HEAT: 1 GROUP: B**

| | | | | |
|----|---------------|-----|----------|---|
| 1. | 10 KRSTIĆ Mak | BIH | 0:50,574 | 5 |
| 2. | 108 BAKA Bora | SRB | 0:50,756 | 3 |

RACE: 99 HEAT: 2 GROUP: A

| | | | | |
|----|---------------------|---------|----------|----|
| 1. | 2 ANDERMANN Nicolas | AUT | 0:44,544 | 34 |
| 2. | 97 URLEP Bor Luka | SLO | 0:44,654 | 21 |
| 3. | 3 LIU Heinrich | AUT | 0:55,704 | 13 |
| 4. | 64 VELLA Márton | HUN-MTK | 0:58,574 | 8 |

LADIES FINAL 500 m**RACE: 100 HEAT: 1 GROUP: B**

| | | | | |
|----|-----------------------|-----|----------|---|
| 1. | 100 OBRADOVIC Anja | SRB | 0:51,729 | 5 |
| 2. | 107 JANKOVIC Katarina | SRB | 0:53,233 | 3 |
| 3. | 92 SLUGA Klarisa | SLO | 0:55,561 | 2 |
| 4. | 9 SELIMBEGOVIĆ Samra | BIH | 1:11,751 | 1 |

RACE: 101 HEAT: 2 GROUP: A

| | | | | |
|----|------------------------|------------|----------|----|
| 1. | 22 BURIĆ Katarina | CRO-METEOR | 0:48,221 | 34 |
| 2. | 15 YAKIMOVA Anna | BUL | 0:48,269 | 21 |
| 3. | 57 VÁGVÖLGYI Mercédesz | HUN-MTK | 0:48,811 | 13 |
| 4. | 23 IVANDIĆ Danijela | CRO-METEOR | 0:51,267 | 8 |

MEN FINAL 500 m**RACE: 102 HEAT: 1 GROUP: B**

| | | | | |
|----|---------------------|-----|----------|---|
| 1. | 5 ANDERMANN Dominic | AUT | 0:47,546 | 5 |
| 2. | 113 POPOVIC Miodrag | SRB | 0:48,416 | 3 |
| 3. | 99 JURAK Primož | SLO | 0:54,386 | 2 |
| 4. | 112 MOJSILOVIC Ivan | SRB | 1:19,366 | 1 |

RACE: 103 HEAT: 2 GROUP: A

| | | | | |
|----|---------------------|------------|----------|----|
| 1. | 30 KOLENC Martin | CRO-METEOR | 0:43,878 | 34 |
| 2. | 6 WOLFGANG Matthias | AUT | 0:45,032 | 21 |
| 3. | 31 MARTINIĆ Ivan | CRO-METEOR | 0:45,270 | 13 |
| 4. | 74 FARKAS Tamás | HUN-MTK | 0:45,282 | 8 |

RELAY C-D GIRLS FINAL 2000 m**RACE: 104 HEAT: 1**

| | | | |
|----|--------------------------|----------|----------|
| 1. | 1 JÁSZBERÉNYI RELAY | HUN-JSE | 3:17,948 |
| | 39 SOMOGYI Barbara | HUN-JSE | |
| | 42 SCHÖNBORN Melinda | HUN-JSE | |
| | 44 SZŐCS Mónika Nikolett | HUN-JSE | |
| 2. | 3 SZKE RELAY | HUN-SZKE | 3:19,058 |
| | 76 PÜSPÖK Fanni | HUN-SZKE | |
| | 78 KORMÁNYOS Nina | HUN-SZKE | |
| | 79 SOMODI Maja | HUN-SZKE | |
| 3. | 2 MTK BUDAPEST RELAY | HUN-MTK | 3:42,171 |
| | 59 CSÁSZI Henriett | HUN-MTK | |
| | 60 PALKOVICS Bianka | HUN-MTK | |
| | 62 SZIGETI Dóra | HUN-MTK | |
| 4. | 4 SRB RELAY | SRB | 4:06,321 |
| | 103 DOSKOVIC Mia | SRB | |
| | 104 ZIKIC Ena | SRB | |
| | 105 RODIC Sofija | SRB | |

RELAY C-D BOYS FINAL 2000 m**RACE: 105 HEAT: 1**

| | | | |
|----|----------------------|-----------|----------|
| 1. | 2 JÁSZBERÉNYI RELAY | HUN-JSE | 2:57,076 |
| | 48 ZSIGÓ Bence | HUN-JSE | |
| | 49 ZSIGÓ Máté | HUN-JSE | |
| | 51 TACZMAN Máté | HUN-JSE | |
| 2. | 4 SZKE RELAY | HUN-SZKE | 3:17,037 |
| | 83 JÁSZAPÁTI Péter | HUN-SZKE | |
| | 84 LISZLI Gábor | HUN-SZKE | |
| | 85 VÁGFALVI Máté | HUN-SZKE | |
| 3. | 1 DJKSE RELAY | HUN-DJKSE | 3:17,941 |
| | 32 VÉGI Dániel | HUN-DJKSE | |
| | 33 KÓKAI Balázs | HUN-DJKSE | |
| | 34 VÍZI Boldizsár | HUN-DJKSE | |
| 4. | 3 MTK BUDAPEST RELAY | HUN-MTK | 3:41,191 |
| | 68 CSIZMADIA Márk | HUN-MTK | |
| | 69 GRANASZTÓI Ádám | HUN-MTK | |
| | 72 ZÓLYOMI László | HUN-MTK | |

Alpe Adria Trophy Final and Balkan Games 2018**Celje - Slovenia****31.03 - 1.04.2018****Results****RELAY LADIES FINAL 3000 m****RACE: 106 HEAT: 1**

| | | | |
|----|-------------------------|------------|----------|
| 1. | 2 METEOR RELAY | CRO-METEOR | 4:57,585 |
| | 16 IVANDIĆ Maja | CRO-METEOR | |
| | 17 PRANTL Emma | CRO-METEOR | |
| | 22 BURIĆ Katarina | CRO-METEOR | |
| | 23 IVANDIĆ Danijela | CRO-METEOR | |
| 2. | 1 SKMA PRESOV RELAY | SVK-SKMA | 5:02,225 |
| | 118 HYMPÁNOVÁ Alexandra | SVK-SKMA | |
| | 119 PAVLIKOVÁ Simona | SVK-SKMA | |
| | 120 HYMPÁNOVÁ Emma | SVK-SKMA | |
| | 121 KUCHAROVÁ Monika | SVK-SKMA | |

RELAY MEN FINAL 3000 m**RACE: 107 HEAT: 1**

| | | | |
|----|----------------------|------------|----------|
| 1. | 3 MTK BUDAPEST RELAY | HUN-MTK | 4:23,748 |
| | 64 VELLA Márton | HUN-MTK | |
| | 65 SZÁSZ Attila | HUN-MTK | |
| | 66 SZIGETI Ádám | HUN-MTK | |
| | 74 FARKAS Tamás | HUN-MTK | |
| 2. | 1 AUSTRIA RELAY | AUT | 4:29,992 |
| | 2 ANDERMANN Nicolas | AUT | |
| | 3 LIU Heinrich | AUT | |
| | 5 ANDERMANN Dominic | AUT | |
| | 6 WOLFGANG Matthias | AUT | |
| 3. | 2 METEOR RELAY | CRO-METEOR | 4:41,182 |
| | 24 POSAVEC Jan | CRO-METEOR | |
| | 25 SUMAN Stribor | CRO-METEOR | |
| | 30 KOLENC Martin | CRO-METEOR | |
| | 31 MARTINIC Ivan | CRO-METEOR | |
| 4. | 4 SRB RELAY | SRB | 5:12,509 |
| | 108 BAKA Bora | SRB | |
| | 109 BAKA Bojan | SRB | |
| | 110 DJORDJEVIC Jovan | SRB | |
| | 112 MOJSILOVIC Ivan | SRB | |

JUNIOR G BOYS FINAL 222 m**RACE: 108 HEAT: 1**

| | | | | |
|----|--------------------|------------|----------|----|
| 1. | 29 OPUHAČ Marko | CRO-METEOR | 0:29,970 | 34 |
| 2. | 28 KOPRIVNJAK Rene | CRO-METEOR | 0:30,240 | 21 |
| 3. | 123 MZIGOD Peter | SVK-SKMA | 0:33,706 | 13 |
| 4. | 106 MARKOVIC Petra | SRB | 0:33,972 | 8 |

JUNIOR D BOYS HEATS 777 m**RACE: 109 HEAT: 1 GROUP: A**

| | | | |
|----|-----------------|-----------|----------|
| 1. | 33 KÓKAI Balázs | HUN-DJKSE | 1:25,410 |
| 2. | 51 TACZMAN Máté | HUN-JSE | 1:27,957 |
| 3. | 70 GYÖRY Márkó | HUN-MTK | 1:35,273 |
| 4. | 14 RAŠČIĆ Ermin | BIH | 1:45,369 |

RACE: 110 HEAT: 2 GROUP: A

| | | | |
|----|---------------------|------------|----------|
| 1. | 72 ZÓLYOMI László | HUN-MTK | 1:23,753 |
| 2. | 34 VÍZI Boldizsár | HUN-DJKSE | 1:23,839 |
| 3. | 26 KOVAČIĆ Jan | CRO-METEOR | 1:23,895 |
| 4. | 71 WU JIA WEI Dávid | HUN-MTK | 1:30,817 |
| 5. | 13 KRSTIĆ Ilan | BIH | 1:56,125 |

RACE: 111 HEAT: 3 GROUP: A

| | | | |
|----|--------------------|---------|----------|
| 1. | 98 KOMERIČKI Tibor | SLO | 1:27,934 |
| 2. | 68 CSIZMADIA Márk | HUN-MTK | 1:28,692 |
| 3. | 69 GRANASZTÓI Ádám | HUN-MTK | 1:28,746 |
| 4. | 50 SZÜCS Márton | HUN-JSE | 1:47,221 |

JUNIOR C GIRLS HEATS 1000 m**RACE: 112 HEAT: 1 GROUP: A**

| | | | |
|----|---------------------|----------|----------|
| 1. | 120 HYMPÁNOVÁ Emma | SVK-SKMA | 2:03,302 |
| 2. | 60 PALKOVICS Bianka | HUN-MTK | 2:04,146 |
| 3. | 114 SABOLOVA Tamara | SVK-ELBA | 2:05,394 |
| 4. | 77 SZÓKE Petra | HUN-SZKE | 2:19,284 |

RACE: 113 HEAT: 2 GROUP: A

| | | | |
|----|---------------------|------------|----------|
| 1. | 87 TÓTH Eszter | HUN-TDKE | 1:57,600 |
| 2. | 76 PÜSPÖK Fanni | HUN-SZKE | 1:57,730 |
| 3. | 94 ERJAVEC Ursula | SLO | 2:10,062 |
| 4. | 18 PRANTL Gabriella | CRO-METEOR | 2:13,842 |

RACE: 114 HEAT: 3 GROUP: A

| | | | |
|----|----------------------|----------|----------|
| 1. | 39 SOMOGYI Barbara | HUN-JSE | 1:53,370 |
| 2. | 121 KUCHAROVÁ Monika | SVK-SKMA | 1:57,828 |
| 3. | 59 CSÁSZI Henriett | HUN-MTK | 2:01,078 |

JUNIOR F GIRLS HEATS 333 m**RACE: 115 HEAT: 1 GROUP: A**

| | | | |
|----|---------------------|------------|----------|
| 1. | 80 TÓTH Anna Rebeka | HUN-SZKE | 0:40,207 |
| 2. | 105 RODIC Sofija | SRB | 0:42,561 |
| 3. | 46 SZABÓ Jázmin | HUN-JSE | 0:43,589 |
| 4. | 20 BRICA Riana | CRO-METEOR | 0:54,364 |

RACE: 116 HEAT: 2 GROUP: A

| | | | |
|----|---------------------------|------------|----------|
| 1. | 115 BURDELÁKOVÁ Kristina | SVK-PRK | 0:41,931 |
| 2. | 122 ONDREJČÁKOVÁ Katarina | SVK-SKMA | 0:42,535 |
| 3. | 96 PRAŽNIKAR Amanda | SLO | 0:43,495 |
| 4. | 21 RADELJA Ljiljana | CRO-METEOR | 0:44,867 |

Alpe Adria Trophy Final and Balkan Games 2018**Celje - Slovenia****31.03 - 1.04.2018****Results****JUNIOR F BOYS HEATS 333 m****RACE: 117 HEAT: 1**

| | | | |
|----|----------------------|----------|----------|
| 1. | 73 KUN Bence Benedek | HUN-MTK | 0:39,620 |
| 2. | 86 ÁRENDÁS Mihály | HUN-SZKE | 0:42,706 |
| 3. | 56 GYÖRGY Benedek | HUN-JSE | 0:46,058 |
| 4. | 117 HASARA Alex | SVK-PRK | 0:48,862 |

JUNIOR E GIRLS HEATS 500 m**RACE: 118 HEAT: 1 GROUP: A**

| | | | |
|----|-----------------|-----------|----------|
| 1. | 62 SZIGETI Dóra | HUN-MTK | 0:56,234 |
| 2. | 45 REDLER Aisa | HUN-JSE | 0:58,092 |
| 3. | 90 RIKK Tímea | HUN-TKKSE | 0:58,628 |

RACE: 119 HEAT: 2 GROUP: A

| | | | |
|----|---------------------|-----------|----------|
| 1. | 95 ŠPAN Dina | SLO | 0:54,984 |
| 2. | 89 NÓGRÁDI Panka | HUN-TKKSE | 0:55,068 |
| 3. | 61 GÖRGÉNYI Antónia | HUN-MTK | 1:01,050 |
| 4. | 104 ZIKIC Ena | SRB | 1:03,632 |

JUNIOR E BOYS HEATS 500 m**RACE: 120 HEAT: 1 GROUP: A**

| | | | |
|----|----------------------------|-----------|----------|
| 1. | 53 MAJOR Dominik | HUN-JSE | 0:58,502 |
| 2. | 111 JASIC Luka | SRB | 0:59,660 |
| 3. | 85 VÁGFALVI Máté | HUN-SZKE | 1:00,726 |
| 4. | 35 BHATTOA-BUZÁS Amrit Pál | HUN-DJKSE | 1:06,296 |
| 5. | 55 TAKÁCS Norbert II. | HUN-JSE | 1:13,046 |

RACE: 121 HEAT: 2 GROUP: A

| | | | |
|----|------------------|------------|----------|
| 1. | 84 LISZLI Gábor | HUN-SZKE | 0:53,799 |
| 2. | 54 PETŐ Bendegúz | HUN-JSE | 0:53,965 |
| 3. | 91 JANCsó Zalán | HUN-TKKSE | 0:56,653 |
| 4. | 27 PRANTL Martin | CRO-METEOR | 1:00,575 |

JUNIOR D GIRLS HEATS 777 m**RACE: 122 HEAT: 1 GROUP: A**

| | | | |
|----|----------------------|------------|----------|
| 1. | 79 SOMODI Maja | HUN-SZKE | 1:25,590 |
| 2. | 42 SCHÖNBORN Melinda | HUN-JSE | 1:27,728 |
| 3. | 43 SCHÖNBORN Virág | HUN-JSE | 1:32,470 |
| 4. | 19 KOPRIVNJAK Nika | CRO-METEOR | 1:41,108 |

RACE: 123 HEAT: 2 GROUP: A

| | | | |
|----|--------------------------|----------|----------|
| 1. | 44 SZŐCS Mónika Nikolett | HUN-JSE | 1:23,769 |
| 2. | 103 DOSKOVIC Mia | SRB | 1:23,925 |
| 3. | 78 KORMÁNYOS Nina | HUN-SZKE | 1:25,817 |
| 4. | 1 PILTZ Sophie | AUT | 1:37,823 |
| 5. | 41 GÁL Boglárka | HUN-JSE | 1:49,473 |

JUNIOR D BOYS SEMI-FINAL 777 m**RACE: 124 HEAT: 1 GROUP: A**

| | | | |
|----|--------------------|-----------|----------|
| 1. | 72 ZÓLYOMI László | HUN-MTK | 1:25,387 |
| 2. | 98 KOMERIČKI Tibor | SLO | 1:25,495 |
| 3. | 34 VÍZI Boldizsár | HUN-DJKSE | 1:26,637 |
| 4. | 51 TACZMAN Máté | HUN-JSE | 1:27,579 |

RACE: 125 HEAT: 2 GROUP: A

| | | | |
|----|--------------------|------------|----------|
| 1. | 33 KÓKAI Balázs | HUN-DJKSE | 1:24,078 |
| 2. | 26 KOVAČIĆ Jan | CRO-METEOR | 1:25,536 |
| 3. | 69 GRANASZTÓI Ádám | HUN-MTK | 1:26,310 |
| 4. | 68 CSIZMADIA Márk | HUN-MTK | 1:37,894 |

JUNIOR C GIRLS SEMI-FINAL 1000 m**RACE: 126 HEAT: 1 GROUP: A**

| | | | |
|----|---------------------|----------|----------|
| 1. | 87 TÓTH Eszter | HUN-TDKE | 2:02,480 |
| 2. | 120 HYMPÁNOVÁ Emma | SVK-SKMA | 2:03,010 |
| 3. | 60 PALKOVICS Bianka | HUN-MTK | 2:04,286 |
| 4. | 59 CSÁSZI Henriett | HUN-MTK | 2:07,010 |

RACE: 127 HEAT: 2 GROUP: A

| | | | |
|----|----------------------|----------|----------|
| 1. | 39 SOMOGYI Barbara | HUN-JSE | 2:01,171 |
| 2. | 76 PÜSPÖK Fanni | HUN-SZKE | 2:01,609 |
| 3. | 121 KUCHAROVÁ Monika | SVK-SKMA | 2:05,973 |
| 4. | 114 SABOLOVA Tamara | SVK-ELBA | 2:09,443 |

JUNIOR C BOYS HEATS 1000 m**RACE: 128 HEAT: 1 GROUP: A**

| | | | |
|----|--------------------|----------|----------|
| 1. | 48 ZSIGÓ Bence | HUN-JSE | 1:49,536 |
| 2. | 83 JÁSZAPÁTI Péter | HUN-SZKE | 1:49,644 |
| 3. | 12 BENETT Pierre | BIH | 1:59,777 |

RACE: 129 HEAT: 2 GROUP: A

| | | | |
|----|----------------------------|-----------|----------|
| 1. | 49 ZSIGÓ Máté | HUN-JSE | 1:50,652 |
| 2. | 32 VÉGI Dániel | HUN-DJKSE | 1:50,696 |
| 3. | 4 FRIGHENCIU Stefan-Teodor | AUT | 1:52,568 |

JUNIOR B LADIES HEATS 1000 m**RACE: 130 HEAT: 1 GROUP: A**

| | | | |
|----|-------------------------|------------|------------------|
| 1. | 58 VARGA Regina Eszter | HUN-MTK | 1:44,763 |
| 2. | 37 NAGY Netti | HUN-JSE | 1:45,277 |
| 3. | 118 HYMPÁNOVÁ Alexandra | SVK-SKMA | 1:47,065 |
| 4. | 17 PRANTL Emma | CRO-METEOR | NO TIME finished |

RACE: 131 HEAT: 2 GROUP: A

| | | | |
|----|----------------------|------------|----------|
| 1. | 119 PAVLIKOVÁ Simona | SVK-SKMA | 1:53,112 |
| 2. | 16 IVANDIĆ Maja | CRO-METEOR | 1:53,656 |
| 3. | 93 LES Ina | SLO | 1:56,736 |
| 4. | 101 DOSKOVIC Anja | SRB | 2:08,026 |

Alpe Adria Trophy Final and Balkan Games 2018**Celje - Slovenia****31.03 - 1.04.2018****Results****JUNIOR B MEN HEATS 1000 m****RACE: 132 HEAT: 1 GROUP: A**

| | | | |
|----|-----------------|------------|----------|
| 1. | 65 SZÁSZ Attila | HUN-MTK | 1:56,649 |
| 2. | 24 POSAVEC Jan | CRO-METEOR | 1:57,101 |
| 3. | 109 BAKA Bojan | SRB | 1:59,437 |

RACE: 133 HEAT: 2 GROUP: A

| | | | |
|----|----------------------|------------|----------|
| 1. | 66 SZIGETI Ádám | HUN-MTK | 1:55,684 |
| 2. | 110 DJORDJEVIC Jovan | SRB | 1:55,778 |
| 3. | 25 SUMAN Stribor | CRO-METEOR | 1:56,042 |

JUNIOR A MEN HEATS 1000 m**RACE: 134 HEAT: 1 GROUP: A**

| | | | |
|----|-------------------|-----|----------|
| 1. | 97 URLEP Bor Luka | SLO | 1:50,737 |
| 2. | 3 LIU Heinrich | AUT | 1:51,223 |
| 3. | 108 BAKA Bora | SRB | 1:56,335 |

RACE: 135 HEAT: 2 GROUP: A

| | | | |
|----|---------------------|---------|----------|
| 1. | 2 ANDERMANN Nicolas | AUT | 1:57,267 |
| 2. | 64 VELLA Márton | HUN-MTK | 1:57,319 |
| 3. | 10 KRSTIĆ Mak | BIH | 1:59,199 |

LADIES HEATS 1000 m**RACE: 136 HEAT: 1 GROUP: A**

| | | | |
|----|---------------------|------------|----------|
| 1. | 15 YAKIMOVA Anna | BUL | 2:02,951 |
| 2. | 23 IVANDIĆ Danijela | CRO-METEOR | 2:06,735 |
| 3. | 100 OBRADOVIC Anja | SRB | 2:09,181 |
| 4. | 92 SLUGA Klarisa | SLO | 2:15,125 |

RACE: 137 HEAT: 2 GROUP: A

| | | | |
|----|------------------------|------------|----------|
| 1. | 22 BURIĆ Katarina | CRO-METEOR | 2:06,525 |
| 2. | 57 VÁGVÖLGYI Mercédesz | HUN-MTK | 2:06,577 |
| 3. | 9 SELIMBEGOVIĆ Samra | BIH | 2:09,129 |
| 4. | 107 JANKOVIĆ Katarina | SRB | 2:09,323 |

MEN HEATS 1000 m**RACE: 138 HEAT: 1 GROUP: A**

| | | | |
|----|---------------------|------------|----------|
| 1. | 30 KOLENC Martin | CRO-METEOR | 1:44,598 |
| 2. | 5 ANDERMANN Dominic | AUT | 1:44,706 |
| 3. | 113 POPOVIC Miodrag | SRB | 1:49,330 |
| 4. | 99 JURAK Primož | SLO | 1:49,956 |

RACE: 139 HEAT: 2 GROUP: A

| | | | |
|----|---------------------|------------|----------|
| 1. | 6 WOLFGANG Matthias | AUT | 1:33,631 |
| 2. | 31 MARTINIĆ Ivan | CRO-METEOR | 1:33,771 |
| 3. | 74 FARKAS Tamás | HUN-MTK | 1:34,319 |
| 4. | 112 MOJSILOVIĆ Ivan | SRB | 1:42,461 |

JUNIOR F GIRLS FINAL 333 m**RACE: 140 HEAT: 1 GROUP: B**

| | | | | |
|----|---------------------|------------|----------|-----------|
| 1. | 96 PRAŽNIKAR Amanda | SLO | 0:42,682 | 5 |
| 2. | 46 SZABÓ Jázmin | HUN-JSE | 0:52,244 | 3 |
| 3. | 20 BRICA Riana | CRO-METEOR | 0:53,094 | 2 |
| | 21 RADELJA Ljiljana | CRO-METEOR | PEN. | no finish |

RACE: 141 HEAT: 2 GROUP: A

| | | | | |
|----|---------------------------|----------|----------|----|
| 1. | 80 TÓTH Anna Rebeka | HUN-SZKE | 0:39,023 | 34 |
| 2. | 115 BURDELÁKOVÁ Kristína | SVK-PRK | 0:41,163 | 21 |
| 3. | 105 RODIĆ Sofija | SRB | 0:42,065 | 13 |
| 4. | 122 ONDREJČÁKOVÁ Katarína | SVK-SKMA | 0:54,361 | 8 |

JUNIOR F BOYS FINAL 333 m**RACE: 142 HEAT: 1**

| | | | | |
|----|----------------------|----------|----------|----|
| 1. | 73 KUN Bence Benedek | HUN-MTK | 0:39,909 | 34 |
| 2. | 86 ÁRENDÁS Mihály | HUN-SZKE | 0:44,035 | 21 |
| 3. | 56 GYÖRGY Benedek | HUN-JSE | 0:44,805 | 13 |
| 4. | 117 HASARA Alex | SVK-PRK | 0:50,190 | 8 |

JUNIOR E GIRLS FINAL 500 m**RACE: 143 HEAT: 1 GROUP: B**

| | | | | |
|----|---------------------|-----------|----------|---|
| 1. | 90 RIKK Tímea | HUN-TKKSE | 0:59,170 | 5 |
| 2. | 61 GÖRGÉNYI Antónia | HUN-MTK | 0:59,606 | 3 |
| 3. | 104 ZIKIĆ Ena | SRB | 1:02,694 | 2 |

RACE: 144 HEAT: 2 GROUP: A

| | | | | |
|----|------------------|-----------|----------|----|
| 1. | 62 SZIGETI Dóra | HUN-MTK | 0:52,895 | 34 |
| 2. | 89 NÓGRÁDI Panka | HUN-TKKSE | 0:53,127 | 21 |
| 3. | 95 ŠPAN Dina | SLO | 0:53,939 | 13 |
| 4. | 45 REDLER Aisa | HUN-JSE | 0:57,319 | 8 |

JUNIOR E BOYS FINAL 500 m**RACE: 145 HEAT: 1 GROUP: B**

| | | | | |
|----|----------------------------|------------|----------|---|
| 1. | 91 JANCÓSÓ Zalán | HUN-TKKSE | 0:55,725 | 5 |
| 2. | 85 VÁGFALVI Máté | HUN-SZKE | 0:56,287 | 3 |
| 3. | 27 PRANTL Martin | CRO-METEOR | 0:59,105 | 2 |
| 4. | 35 BHATTOA-BUZÁS Amrit Pál | HUN-DJKSE | 1:01,847 | 1 |
| 5. | 55 TAKÁCS Norbert II. | HUN-JSE | 1:08,831 | |

RACE: 146 HEAT: 2 GROUP: A

| | | | | |
|----|------------------|----------|----------|----|
| 1. | 53 MAJOR Dominik | HUN-JSE | 0:52,643 | 34 |
| 2. | 84 LISZLI Gábor | HUN-SZKE | 0:52,971 | 21 |
| 3. | 54 PETŐ Bendegúz | HUN-JSE | 0:54,659 | 13 |
| 4. | 111 JASIC Luka | SRB | 1:13,739 | 8 |

Alpe Adria Trophy Final and Balkan Games 2018**Celje - Slovenia****31.03 - 1.04.2018****Results****JUNIOR D GIRLS FINAL 777 m****RACE: 147 HEAT: 1 GROUP: B**

| | | | | |
|----|--------------------|------------|----------|---|
| 1. | 78 KORMÁNYOS Nina | HUN-SZKE | 1:27,583 | 5 |
| 2. | 43 SCHÖNBORN Virág | HUN-JSE | 1:32,565 | 3 |
| 3. | 1 PILTZ Sophie | AUT | 1:34,769 | 2 |
| 4. | 19 KOPRIVNJAK Nika | CRO-METEOR | 1:35,457 | 1 |
| 5. | 41 GÁL Boglárka | HUN-JSE | 1:45,949 | |

RACE: 148 HEAT: 2 GROUP: A

| | | | | |
|----|--------------------------|----------|----------|----|
| 1. | 79 SOMODI Maja | HUN-SZKE | 1:19,708 | 34 |
| 2. | 44 SZŐCS Mónika Nikolett | HUN-JSE | 1:20,892 | 21 |
| 3. | 103 DOSKOVIC Mia | SRB | 1:21,546 | 13 |
| 4. | 42 SCHÖNBORN Melinda | HUN-JSE | 1:22,732 | 8 |

JUNIOR D BOYS FINAL 777 m**RACE: 149 HEAT: 1 GROUP: C**

| | | | | |
|----|---------------------|---------|----------|--|
| 1. | 70 GYÖRY Márkó | HUN-MTK | 1:25,362 | |
| 2. | 50 SZÜCS Márton | HUN-JSE | 1:34,400 | |
| 3. | 71 WU JIA WEI Dávid | HUN-MTK | 1:44,784 | |
| 4. | 14 RAŠČIĆ Ermin | BIH | 1:48,688 | |
| 5. | 13 KRSTIĆ Ilan | BIH | 1:55,715 | |

RACE: 150 HEAT: 2 GROUP: B

| | | | | |
|----|--------------------|-----------|----------|---|
| 1. | 34 VÍZI Boldizsár | HUN-DJKSE | 1:28,825 | 5 |
| 2. | 51 TACZMAN Máté | HUN-JSE | 1:30,319 | 3 |
| 3. | 69 GRANASZTÓI Ádám | HUN-MTK | 1:31,185 | 2 |
| 4. | 68 CSIZMADIA Márk | HUN-MTK | 1:31,507 | 1 |

RACE: 151 HEAT: 3 GROUP: A

| | | | | |
|----|--------------------|------------|----------|----|
| 1. | 33 KÓKAI Balázs | HUN-DJKSE | 1:23,291 | 34 |
| 2. | 98 KOMERIČKI Tibor | SLO | 1:24,565 | 21 |
| 3. | 26 KOVAČIĆ Jan | CRO-METEOR | 1:25,715 | 13 |
| 4. | 72 ZÓLYOMI László | HUN-MTK | 1:29,541 | 8 |

JUNIOR C GIRLS FINAL 1000 m**RACE: 152 HEAT: 1 GROUP: C**

| | | | | |
|----|---------------------|------------|----------|--|
| 1. | 94 ERJAVEC Ursula | SLO | 2:06,362 | |
| 2. | 18 PRANTL Gabriella | CRO-METEOR | 2:11,640 | |
| 3. | 77 SZÖKE Petra | HUN-SZKE | 2:21,154 | |

RACE: 153 HEAT: 2 GROUP: B

| | | | | |
|----|----------------------|----------|----------|---|
| 1. | 60 PALKOVICS Bianka | HUN-MTK | 1:56,728 | 5 |
| 2. | 121 KUCHÁROVÁ Monika | SVK-SKMA | 1:57,888 | 3 |
| 3. | 59 CSÁSZI Henriett | HUN-MTK | 1:59,486 | 2 |
| 4. | 114 SABOLOVA Tamara | SVK-ELBA | 2:05,122 | 1 |

RACE: 154 HEAT: 3 GROUP: A

| | | | | |
|----|--------------------|----------|----------|----|
| 1. | 39 SOMOGYI Barbara | HUN-JSE | 1:54,535 | 34 |
| 2. | 120 HYPÁNÓVÁ Emma | SVK-SKMA | 1:54,627 | 21 |
| 3. | 87 TÓTH Eszter | HUN-TDKE | 1:55,519 | 13 |
| 4. | 76 PÜSPÖK Fanni | HUN-SZKE | 1:56,865 | 8 |

JUNIOR C BOYS FINAL 1000 m**RACE: 155 HEAT: 1 GROUP: B**

| | | | | |
|----|----------------------------|-----|----------|---|
| 1. | 4 FRIGHENCIU Stefan-Teodor | AUT | 1:51,011 | 5 |
| 2. | 12 BENETT Pierre | BIH | 1:57,968 | 3 |

RACE: 156 HEAT: 2 GROUP: A

| | | | | |
|----|--------------------|-----------|----------|----|
| 1. | 83 JÁSZAPÁTI Péter | HUN-SZKE | 1:41,896 | 34 |
| 2. | 49 ZSIGÓ Máté | HUN-JSE | 1:42,732 | 21 |
| 3. | 48 ZSIGÓ Bence | HUN-JSE | 1:42,908 | 13 |
| 4. | 32 VÉGI Dániel | HUN-DJKSE | 1:46,900 | 8 |

JUNIOR B LADIES FINAL 1000 m**RACE: 157 HEAT: 1 GROUP: B**

| | | | | |
|----|------------------------|------------|----------|---|
| 1. | 118 HYPÁNÓVÁ Alexandra | SVK-SKMA | 1:47,487 | 5 |
| 2. | 93 LES Ina | SLO | 1:49,397 | 3 |
| 3. | 101 DOSKOVIC Anja | SRB | 2:06,119 | 2 |
| 4. | 17 PRANTL Emma | CRO-METEOR | 2:11,873 | 1 |

RACE: 158 HEAT: 2 GROUP: A

| | | | | |
|----|------------------------|------------|----------|----|
| 1. | 58 VARGA Regina Eszter | HUN-MTK | 2:06,831 | 34 |
| 2. | 37 NAGY Netti | HUN-JSE | 2:06,925 | 21 |
| 3. | 119 PAVLIKOVÁ Simona | SVK-SKMA | 2:06,967 | 13 |
| 4. | 16 IVANDIĆ Maja | CRO-METEOR | 2:07,465 | 8 |

JUNIOR B MEN FINAL 1000 m**RACE: 159 HEAT: 1 GROUP: B**

| | | | | |
|----|------------------|------------|----------|---|
| 1. | 25 SUMAN Stribor | CRO-METEOR | 1:56,693 | 5 |
| 2. | 109 BAKA Bojan | SRB | 2:00,155 | 3 |

RACE: 160 HEAT: 2 GROUP: A

| | | | | |
|----|----------------------|------------|----------|----|
| 1. | 65 SZÁSZ Attila | HUN-MTK | 1:31,760 | 34 |
| 2. | 110 DJORDJEVIC Jovan | SRB | 1:32,148 | 21 |
| 3. | 24 POSAVEC Jan | CRO-METEOR | 1:33,564 | 13 |
| 4. | 66 SZIGETI Ádám | HUN-MTK | NO TIME | 8 |

JUNIOR A MEN FINAL 1000 m**RACE: 161 HEAT: 1 GROUP: B**

| | | | | |
|----|---------------|-----|----------|---|
| 1. | 10 KRSTIĆ Mak | BIH | 1:46,948 | 5 |
| 2. | 108 BAKA Bora | SRB | 1:57,172 | 3 |

RACE: 162 HEAT: 2 GROUP: A

| | | | | |
|----|---------------------|---------|----------|----|
| 1. | 2 ANDERMANN Nicolas | AUT | 1:35,140 | 34 |
| 2. | 97 URLEP Bor Luka | SLO | 1:35,252 | 21 |
| 3. | 3 LIU Heinrich | AUT | 1:38,662 | 13 |
| 4. | 64 VELLA Márton | HUN-MTK | 1:38,714 | 8 |

Alpe Adria Trophy Final and Balkan Games 2018**Celje - Slovenia****31.03 - 1.04.2018****Results****LADIES FINAL 1000 m****RACE: 163 HEAT: 1 GROUP: B**

| | | | | |
|----|-----------------------|-----|----------|---|
| 1. | 9 SELIMBEGOVIĆ Samra | BIH | 2:08,477 | 5 |
| 2. | 100 OBRADOVIĆ Anja | SRB | 2:08,493 | 3 |
| 3. | 107 JANKOVIĆ Katarina | SRB | 2:08,621 | 2 |
| 4. | 92 SLUGA Klarisa | SLO | 2:15,782 | 1 |

RACE: 164 HEAT: 2 GROUP: A

| | | | | |
|----|------------------------|------------|----------|----|
| 1. | 15 YAKIMOVA Anna | BUL | 1:56,635 | 34 |
| 2. | 22 BURIC Katarina | CRO-METEOR | 1:56,651 | 21 |
| 3. | 57 VÁGVÖLGYI Mercédesz | HUN-MTK | 1:57,575 | 13 |
| 4. | 23 IVANDIĆ Danijela | CRO-METEOR | 1:59,351 | 8 |

MEN FINAL 1000 m**RACE: 165 HEAT: 1 GROUP: B**

| | | | | |
|----|---------------------|---------|----------|---|
| 1. | 74 FARKAS Tamás | HUN-MTK | 1:34,867 | 5 |
| 2. | 113 POPOVIĆ Miodrag | SRB | 1:37,581 | 3 |
| 3. | 112 MOJSILOVIĆ Ivan | SRB | 1:38,067 | 2 |
| 4. | 99 JURAK Primož | SLO | 1:51,655 | 1 |

RACE: 166 HEAT: 2 GROUP: A

| | | | | |
|----|---------------------|------------|----------|----|
| 1. | 30 KOLENC Martin | CRO-METEOR | 1:44,405 | 34 |
| 2. | 5 ANDERMANN Dominic | AUT | 1:44,517 | 21 |
| 3. | 6 WOLFGANG Matthias | AUT | 1:44,769 | 13 |
| 4. | 31 MARTINIĆ Ivan | CRO-METEOR | 1:45,965 | 8 |

Alpe Adria Trophy Final and Balkan Games 2018**Celje - Slovenia****31.03 - 1.04.2018****OVERALL CLASSIFICATION JUNIOR G BOYS****JUNIOR G GIRLS**

| Rank | No. | Name | Member | Distances | FP | CDR |
|------|--------|--------------------|--------|-----------|-----------|-----|
| 1. | (4.) | 106 MARKOVIC Petra | SRB | 3. 4. 4. | 29 | 11 |

JUNIOR G BOYS

| Rank | No. | Name | Member | Distances | FP | CDR |
|------|--------|--------------------|------------|-----------|-----------|-----|
| 1. | (1.) | 29 OPUHAČ Marko | CRO-METEOR | 2. 1. 1. | 89 | 4 |
| 2. | (2.) | 28 KOPRIVNJAK Rene | CRO-METEOR | 1. 2. 2. | 76 | 5 |
| 3. | (3.) | 123 MZIGOD Peter | SVK-SKMA | 4. 3. 3. | 34 | 10 |

OVERALL CLASSIFICATION JUNIOR F GIRLS**JUNIOR F GIRLS**

| Rank | No. | Name | Member | Distances | FP | CDR |
|------|--------|---------------------------|------------|-----------|------------|-----|
| 1. | (1.) | 80 TÓTH Anna Rebeka | HUN-SZKE | 1. 1. 1. | 102 | 3 |
| 2. | (2.) | 115 BURDELÁKOVÁ Kristína | SVK-PRK | 2. 2. 2. | 63 | 6 |
| 3. | (3.) | 105 RODIC Sofija | SRB | 4. 3. 3. | 34 | 10 |
| 4. | (4.) | 122 ONDREJČÁKOVÁ Katarína | SVK-SKMA | 3. 4. 4. | 29 | 11 |
| 5. | (5.) | 46 SZABÓ Jázmin | HUN-JSE | 5. 5. 6. | 13 | 16 |
| 6. | (6.) | 96 PRAŽNIKAR Amanda | SLO | 6. 6. 5. | 11 | 17 |
| 7. | (7.) | 21 RADELJA Ljiljana | CRO-METEOR | 7. 7. 8. | 4 | 22 |
| 8. | (8.) | 20 BRICA Riana | CRO-METEOR | 8. 8. 7. | 4 | 23 |

OVERALL CLASSIFICATION JUNIOR F BOYS**JUNIOR F BOYS**

| Rank | No. | Name | Member | Distances | FP | CDR |
|------|--------|----------------------|----------|-----------|------------|-----|
| 1. | (1.) | 73 KUN Bence Benedek | HUN-MTK | 1. 1. 1. | 102 | 3 |
| 2. | (2.) | 86 ÁRENDÁS Mihály | HUN-SZKE | 2. 2. 2. | 63 | 6 |
| 3. | (3.) | 56 GYÖRGY Benedek | HUN-JSE | 3. 3. 3. | 39 | 9 |
| 4. | (4.) | 117 HASARA Alex | SVK-PRK | 4. 4. 4. | 24 | 12 |

OVERALL CLASSIFICATION JUNIOR E GIRLS**JUNIOR E GIRLS**

| Rank | No. | Name | Member | Distances | FP | CDR |
|------|--------|---------------------|-----------|-----------|------------|-----|
| 1. | (1.) | 62 SZIGETI Dóra | HUN-MTK | 1. 1. 1. | 102 | 3 |
| 2. | (2.) | 89 NÓGRÁDI Panka | HUN-TKKSE | 2. 2. 2. | 63 | 6 |
| 3. | (3.) | 95 ŠPAN Dina | SLO | 3. 3. 3. | 39 | 9 |
| 4. | (4.) | 45 REDLER Aisa | HUN-JSE | 4. 4. 4. | 24 | 12 |
| 5. | (5.) | 61 GÖRGÉNYI Antónia | HUN-MTK | 5. 5. 6. | 13 | 16 |
| 6. | (6.) | 90 RIKK Tímea | HUN-TKKSE | 6. 6. 5. | 11 | 17 |
| 7. | (7.) | 104 ZIKIC Ena | SRB | 7. 7. 7. | 6 | 21 |

Alpe Adria Trophy Final and Balkan Games 2018**Celje - Slovenia****31.03 - 1.04.2018****OVERALL CLASSIFICATION JUNIOR E BOYS****JUNIOR E BOYS**

| Rank | No. | Name | Member | Distances | FP | CDR |
|------|--------|----------------------------|------------|-----------|------------|-----|
| 1. | (1.) | 53 MAJOR Dominik | HUN-JSE | 1. 1. 1. | 102 | 3 |
| 2. | (2.) | 84 LISZLI Gábor | HUN-SZKE | 3. 2. 2. | 55 | 7 |
| 3. | (3.) | 54 PETŐ Bendegúz | HUN-JSE | 2. 3. 3. | 47 | 8 |
| 4. | (4.) | 111 JASIC Luka | SRB | 4. 4. 4. | 24 | 12 |
| 5. | (5.) | 85 VÁGFALVI Máté | HUN-SZKE | 5. 5. 6. | 13 | 16 |
| 6. | (6.) | 91 JANCSÓ Zalán | HUN-TKKSE | 6. 6. 5. | 11 | 17 |
| 7. | (7.) | 27 PRANTL Martin | CRO-METEOR | 7. 7. 7. | 6 | 21 |
| 8. | (8.) | 35 BHATTOA-BUZÁS Amrit Pál | HUN-DJKSE | 8. 8. 8. | 3 | 24 |
| 9. | (9.) | 55 TAKÁCS Norbert II. | HUN-JSE | 9. 9. 9. | | 27 |

OVERALL CLASSIFICATION JUNIOR D GIRLS**JUNIOR D GIRLS**

| Rank | No. | Name | Member | Distances | FP | CDR |
|------|--------|--------------------------|------------|-----------|------------|-----|
| 1. | (1.) | 79 SOMODI Maja | HUN-SZKE | 1. 1. 1. | 102 | 3 |
| 2. | (2.) | 44 SZŐCS Mónika Nikolett | HUN-JSE | 3. 2. 2. | 55 | 7 |
| 3. | (3.) | 42 SCHÖNBORN Melinda | HUN-JSE | 2. 4. 4. | 37 | 10 |
| 4. | (4.) | 103 DOSKOVIC Mia | SRB | 4. 3. 3. | 34 | 10 |
| 5. | (5.) | 78 KORMÁNYOS Nina | HUN-SZKE | 5. 5. 5. | 15 | 15 |
| 6. | (6.) | 43 SCHÖNBORN Virág | HUN-JSE | 6. 7. 6. | 8 | 19 |
| 7. | (7.) | 1 PILTZ Sophie | AUT | 8. 6. 7. | 6 | 21 |
| 8. | (8.) | 19 KOPRIVNJAK Nika | CRO-METEOR | 7. 8. 8. | 4 | 23 |
| 9. | (9.) | 41 GÁL Boglárka | HUN-JSE | 9. 9. 9. | | 27 |

OVERALL CLASSIFICATION JUNIOR D BOYS**JUNIOR D BOYS**

| Rank | No. | Name | Member | Distances | FP | CDR |
|------|---------|---------------------|------------|-------------|------------|-----|
| 1. | (1.) | 33 KÓKAI Balázs | HUN-DJKSE | 1. 1. 1. | 102 | 3 |
| 2. | (2.) | 98 KOMERIČKI Tibor | SLO | 5. 2. 2. | 47 | 9 |
| 3. | (3.) | 72 ZÓLYOMI László | HUN-MTK | 2. 4. 4. | 37 | 10 |
| 4. | (4.) | 68 CSIZMADIA Márk | HUN-MTK | 3. 3. 8. | 27 | 14 |
| 5. | (5.) | 26 KOVAČIĆ Jan | CRO-METEOR | 4. 7. 3. | 23 | 14 |
| 6. | (6.) | 34 VÍZI Boldizsár | HUN-DJKSE | 12. 6. 5. | 8 | 23 |
| 7. | (7.) | 51 TACZMAN Máté | HUN-JSE | 6. 8. 6. | 7 | 20 |
| 8. | (8.) | 70 GYŐRY Márkó | HUN-MTK | 7. 5. 9. | 7 | 21 |
| 9. | (9.) | 69 GRANASZTÓI Ádám | HUN-MTK | 8. 9. 7. | 3 | 24 |
| 10. | (10.) | 50 SZŰCS Márton | HUN-JSE | 10. 10. 10. | | 30 |
| 11. | (11.) | 71 WU JIA WEI Dávid | HUN-MTK | 9. 11. 11. | | 31 |
| 12. | (12.) | 14 RAŠČIĆ Ermin | BIH | 11. 12. 12. | | 35 |
| 13. | (13.) | 13 KRSTIĆ Ilian | BIH | 13. 13. 13. | | 39 |

Alpe Adria Trophy Final and Balkan Games 2018**Celje - Slovenia****31.03 - 1.04.2018****OVERALL CLASSIFICATION JUNIOR C GIRLS****JUNIOR C GIRLS**

| Rank | No. | Name | Member | Distances | FP | CDR |
|------|---------|----------------------|------------|-------------|------------|-----|
| 1. | (1.) | 39 SOMOGYI Barbara | HUN-JSE | 1. 1. 1. | 102 | 3 |
| 2. | (2.) | 120 HYMPÁNOVÁ Emma | SVK-SKMA | 2. 2. 2. | 63 | 6 |
| 3. | (3.) | 87 TÓTH Eszter | HUN-TDKE | 3. 3. 3. | 39 | 9 |
| 4. | (4.) | 76 PÜSPÖK Fanni | HUN-SZKE | 4. 4. 4. | 24 | 12 |
| 5. | (5.) | 60 PALKOVICS Bianka | HUN-MTK | 7. 5. 5. | 12 | 17 |
| 6. | (6.) | 121 KUCHAROVÁ Monika | SVK-SKMA | 5. 6. 6. | 11 | 17 |
| 7. | (7.) | 59 CSÁSZI Henriett | HUN-MTK | 6. 7. 7. | 7 | 20 |
| 8. | (8.) | 114 SABOLOVA Tamara | SVK-ELBA | 8. 9. 8. | 2 | 25 |
| 9. | (9.) | 94 ERJAVEC Ursa | SLO | 9. 8. 9. | 1 | 26 |
| 10. | (10.) | 18 PRANTL Gabriella | CRO-METEOR | 10. 11. 10. | | 31 |
| 11. | (11.) | 77 SZŐKE Petra | HUN-SZKE | 11. 10. 11. | | 32 |

OVERALL CLASSIFICATION JUNIOR C BOYS**JUNIOR C BOYS**

| Rank | No. | Name | Member | Distances | FP | CDR |
|------|--------|----------------------------|-----------|-----------|-----------|-----|
| 1. | (1.) | 83 JÁSZAPÁTI Péter | HUN-SZKE | 1. 2. 1. | 89 | 4 |
| 2. | (2.) | 49 ZSIGÓ Máté | HUN-JSE | 2. 1. 2. | 76 | 5 |
| 3. | (3.) | 48 ZSIGÓ Bence | HUN-JSE | 3. 3. 3. | 39 | 9 |
| 4. | (4.) | 32 VÉGI Dániel | HUN-DJKSE | 4. 4. 4. | 24 | 12 |
| 5. | (5.) | 4 FRIGHENCIU Stefan-Teodor | AUT | 5. 5. 5. | 15 | 15 |
| 6. | (6.) | 12 BENETT Pierre | BIH | 6. 6. 6. | 9 | 18 |

OVERALL CLASSIFICATION JUNIOR B LADIES**JUNIOR B LADIES**

| Rank | No. | Name | Member | Distances | FP | CDR |
|------|--------|-------------------------|------------|-----------|------------|-----|
| 1. | (1.) | 58 VARGA Regina Eszter | HUN-MTK | 1. 1. 1. | 102 | 3 |
| 2. | (2.) | 37 NAGY Netti | HUN-JSE | 3. 4. 2. | 42 | 9 |
| 3. | (3.) | 16 IVANDIĆ Maja | CRO-METEOR | 4. 2. 4. | 37 | 10 |
| 4. | (4.) | 119 PAVLIKOVÁ Simona | SVK-SKMA | 2. 6. 3. | 37 | 11 |
| 5. | (5.) | 93 LES Ina | SLO | 6. 3. 6. | 19 | 15 |
| 6. | (6.) | 118 HYMPÁNOVÁ Alexandra | SVK-SKMA | 5. 5. 5. | 15 | 15 |
| 7. | (7.) | 101 DOSKOVIC Anja | SRB | 7. 7. 7. | 6 | 21 |
| 8. | (8.) | 17 PRANTL Emma | CRO-METEOR | 8. 8. 8. | 3 | 24 |

Alpe Adria Trophy Final and Balkan Games 2018**Celje - Slovenia****31.03 - 1.04.2018****OVERALL CLASSIFICATION JUNIOR B MEN****JUNIOR B MEN**

| Rank | No. | Name | Member | Distances | FP | CDR |
|------|--------|----------------------|------------|-----------|------------|-----|
| 1. | (1.) | 65 SZÁSZ Attila | HUN-MTK | 1. 1. 1. | 102 | 3 |
| 2. | (2.) | 110 DJORDJEVIC Jovan | SRB | 3. 2. 2. | 55 | 7 |
| 3. | (3.) | 66 SZIGETI Ádám | HUN-MTK | 2. 3. 4. | 42 | 9 |
| 4. | (4.) | 24 POSAVEC Jan | CRO-METEOR | 4. 4. 3. | 29 | 11 |
| 5. | (5.) | 25 SUMAN Stribor | CRO-METEOR | 5. 5. 5. | 15 | 15 |
| 6. | (6.) | 109 BAKA Bojan | SRB | 6. 6. 6. | 9 | 18 |

OVERALL CLASSIFICATION JUNIOR A MEN**JUNIOR A MEN**

| Rank | No. | Name | Member | Distances | FP | CDR |
|------|--------|---------------------|---------|-----------|------------|-----|
| 1. | (1.) | 2 ANDERMANN Nicolas | AUT | 1. 1. 1. | 102 | 3 |
| 2. | (2.) | 97 URLEP Bor Luka | SLO | 2. 2. 2. | 63 | 6 |
| 3. | (3.) | 3 LIU Heinrich | AUT | 3. 3. 3. | 39 | 9 |
| 4. | (4.) | 64 VELLA Márton | HUN-MTK | 4. 4. 4. | 24 | 12 |
| 5. | (5.) | 10 KRSTIĆ Mak | BIH | 5. 5. 5. | 15 | 15 |
| 6. | (6.) | 108 BAKA Bora | SRB | 6. 6. 6. | 9 | 18 |

OVERALL CLASSIFICATION LADIES**JUNIOR A LADIES**

| Rank | No. | Name | Member | Distances | FP | CDR |
|------|--------|------------------------|---------|-----------|-----------|-----|
| 1. | (3.) | 57 VÁGVÖLGYI Mercedesz | HUN-MTK | 3. 3. 3. | 39 | 9 |
| 2. | (5.) | 100 OBRADOVIC Anja | SRB | 5. 5. 6. | 13 | 16 |
| 3. | (8.) | 92 SLUGA Klarisa | SLO | 8. 7. 8. | 4 | 23 |

LADIES

| Rank | No. | Name | Member | Distances | FP | CDR |
|------|--------|-----------------------|------------|-----------|-----------|-----|
| 1. | (1.) | 15 YAKIMOVA Anna | BUL | 1. 2. 1. | 89 | 4 |
| 2. | (2.) | 22 BURIĆ Katarina | CRO-METEOR | 2. 1. 2. | 76 | 5 |
| 3. | (4.) | 23 IVANDIĆ Danijela | CRO-METEOR | 4. 4. 4. | 24 | 12 |
| 4. | (6.) | 9 SELIMBEGOVIĆ Samra | BIH | 6. 8. 5. | 9 | 19 |
| 5. | (7.) | 107 JANKOVIC Katarina | SRB | 7. 6. 7. | 7 | 20 |

Alpe Adria Trophy Final and Balkan Games 2018**Celje - Slovenia****31.03 - 1.04.2018****OVERALL CLASSIFICATION MEN**

| MEN | | | | | | | |
|-------------|------------|---------------------|---------------|------------------|-----------|------------|--|
| Rank | No. | Name | Member | Distances | FP | CDR | |
| 1. | (1.) | 30 KOLENC Martin | CRO-METEOR | 6. 1. 1. | 71 | 8 | |
| 2. | (2.) | 5 ANDERMANN Dominic | AUT | 1. 5. 2. | 60 | 8 | |
| 3. | (3.) | 6 WOLFGANG Matthias | AUT | 2. 2. 3. | 55 | 7 | |
| 4. | (4.) | 31 MARTINIC Ivan | CRO-METEOR | 3. 3. 4. | 34 | 10 | |
| 5. | (5.) | 74 FARKAS Tamás | HUN-MTK | 4. 4. 5. | 21 | 13 | |
| 6. | (6.) | 113 POPOVIC Miodrag | SRB | 5. 6. 6. | 11 | 17 | |
| 7. | (7.) | 112 MOJSILOVIC Ivan | SRB | 7. 8. 7. | 5 | 22 | |
| 8. | (8.) | 99 JURAK Primož | SLO | 8. 7. 8. | 4 | 23 | |








2017/2018
ALPE ADRIA TROPHY 2017/2018

LADIES

| Rank Name | Member | CRO | SRB | BIH | SLO | Total |
|---------------------------------------|---|-------|-------|-------|-------|-----------|
| 1. JANKOVIC Katarina | SRB  | 8000 | 10000 | 5120 | 4096 | - - 27216 |
| 2. BURIĆ Katarina | CRO  | 6400 | - | 10000 | 8000 | - - 24400 |
| 2. IVANDIĆ Danijela | CRO  | 10000 | - | 8000 | 6400 | - - 24400 |
| 4. SELIMBEGOVIĆ Samra | BIH  | - | - | 6400 | 5120 | - - 11520 |
| 5. YAKIMOVA Anna | BUL  | - | - | - | 10000 | - - 10000 |

2017/2018
ALPE ADRIA TROPHY 2017/2018

JUNIOR A LADIES

| Rank Name | Member | CRO | SRB | BIH | SLO | Total |
|--|---|-------|-------|-------|-------|-----------|
| 1. OBRADOVIC Anja | SRB  | 8000 | 8000 | 10000 | 8000 | - - 34000 |
| 2. AŠČIĆ Valentina | CRO  | 10000 | 10000 | - | - | - - 20000 |
| 3. VÁGVÖLGYI Mercédesz | HUN  | - | - | - | 10000 | - - 10000 |
| 4. HASANEFENDIĆ Hana | BIH  | - | - | 8000 | - | - - 8000 |
| 5. SLUGA Klarisa | SLO  | - | - | - | 6400 | - - 6400 |
| 5. MITIĆ Natalija | SRB  | - | 6400 | - | - | - - 6400 |
| 7. KIS Virág Bianka | HUN  | - | 5120 | - | - | - - 5120 |

2017/2018
ALPE ADRIA TROPHY 2017/2018

JUNIOR B LADIES

| Rank Name | Member | CRO | SRB | BIH | SLO | Total |
|--|---|-------|-------|-------|-------|-----------|
| 1. IVANDIĆ Maja | CRO  | 3277 | 8000 | 8000 | 6400 | - - 25677 |
| 2. NAGY Netti | HUN  | 8000 | 5120 | - | 8000 | - - 21120 |
| 3. JASIC Petra | SRB  | 5120 | 4096 | 10000 | - | - - 19216 |
| 4. TÚRI Anna | HUN  | 6400 | 10000 | - | - | - - 16400 |
| 5. LES Ina | SLO  | 2097 | 3277 | 6400 | 4096 | - - 15870 |
| 6. PAVLIKOVÁ Simona | SVK  | 4096 | 6400 | - | 5120 | - - 15616 |
| 7. HYMPÁNOVÁ Alexandra | SVK  | 10000 | - | - | 3277 | - - 13277 |
| 8. DOSKOVIĆ Anja | SRB  | 2621 | 2621 | 5120 | 2621 | - - 12983 |
| 9. VARGA Regina Eszter | HUN  | - | - | - | 10000 | - - 10000 |
| 10. PRANTL Emma | CRO  | 1678 | 2097 | 4096 | 2097 | - - 9968 |









2017/2018
ALPE ADRIA TROPHY 2017/2018

JUNIOR C GIRLS

| Rank Name | Member | CRO | SRB | BIH | SLO | Total |
|--|---|-------|-------|-------|-------|-----------|
| 1. SOMOGYI Barbara | HUN  | 8000 | 8000 | - | 10000 | - - 26000 |
| 2. ALBERT Viktória | HUN  | 6400 | 10000 | - | - | - - 16400 |
| 3. HYMPÁNOVÁ Emma | SVK  | 3277 | 5120 | - | 8000 | - - 16397 |
| 4. ERJAVEC Ursa | SLO  | 687 | 2097 | 10000 | 1678 | - - 14462 |
| 5. TÓTH Eszter | HUN  | 2621 | 4096 | - | 6400 | - - 13117 |
| 6. PRANTL Gabriella | CRO  | 859 | 1678 | 8000 | 1342 | - - 11879 |
| 7. OZSVÁTH Lili | HUN  | 4096 | 6400 | - | - | - - 10496 |
| 8. PÜSPÖK Fanni | HUN  | 1678 | 3277 | - | 5120 | - - 10075 |
| 9. SIMANDLOVÁ Dominika | CZE  | 10000 | - | - | - | - - 10000 |
| 10. PALKOVICS Bianka | HUN  | 2097 | 2621 | - | 4096 | - - 8814 |
| 11. ZAJMOVIĆ Sumejja | BIH  | - | - | 6400 | - | - - 6400 |
| 12. FAJKUSOVÁ Markéta | CZE  | 5120 | - | - | - | - - 5120 |
| 13. KUCHÁROVÁ Monika | SVK  | 1074 | - | - | 3277 | - - 4351 |
| 14. CSÁSZI Henriett | HUN  | 1342 | - | - | 2621 | - - 3963 |
| 15. SABOLOVA Tamara | SVK  | - | - | - | 2097 | - - 2097 |
| 16. MILANOVIĆ Sara | SRB  | - | 1342 | - | - | - - 1342 |
| 17. SZÓKE Petra | HUN  | - | - | - | 1074 | - - 1074 |

2017/2018
ALPE ADRIA TROPHY 2017/2018

JUNIOR D GIRLS

| Rank Name | Member | CRO | SRB | BIH | SLO | Total |
|--|---|-------|-------|-------|-------|-----------|
| 1. SOMODI Maja | HUN  | 10000 | 10000 | - | 10000 | - - 30000 |
| 2. SZÓCS Mónika Nikolett | HUN  | 6400 | 8000 | - | 8000 | - - 22400 |
| 3. DOSKOVIĆ Mia | SRB  | 550 | 3277 | 10000 | 5120 | - - 18947 |
| 4. SCHÖNBORN Melinda | HUN  | 4096 | 5120 | - | 6400 | - - 15616 |
| 5. KOPRIVNJAK Nika | CRO  | 225 | 1342 | 8000 | 2097 | - - 11664 |
| 6. LESKOVÁ Radovona | SVK  | 5120 | 6400 | - | - | - - 11520 |
| 7. KORMÁNYOS Nina | HUN  | 1342 | 2621 | - | 4096 | - - 8059 |
| 8. KUDLÁČKOVÁ Kristýna | CZE  | 8000 | - | - | - | - - 8000 |

| | | | | | | | | | |
|---|-----|---|------|------|------|------|---|---|------|
| 9. AŠČIĆ Petra | CRO | | - | - | 6400 | - | - | - | 6400 |
| 10. TOKAROVA Tamara | SVK |  | 2097 | 4096 | - | - | - | - | 6193 |
| 11. VANJAK Veronika | CRO |  | 180 | 687 | 5120 | - | - | - | 5987 |
| 12. SCHÖNBORN Virág | HUN |  | 352 | 1678 | - | 3277 | - | - | 5307 |
| 13. HARTYCHOVÁ Karolina | CZE |  | 3277 | - | - | - | - | - | 3277 |
| 14. SOMODI Luca | HUN |  | 859 | 2097 | - | - | - | - | 2956 |
| 15. PILTZ Sophie | AUT |  | 281 | - | - | 2621 | - | - | 2902 |
| 16. GÁL Boglárka | HUN |  | 115 | 859 | - | 1678 | - | - | 2652 |
| 17. BÍLKOVÁ Karolina | CZE |  | 2621 | - | - | - | - | - | 2621 |
| 18. ŽOČKOVÁ Kristýna | CZE |  | 1678 | - | - | - | - | - | 1678 |
| 19. KUBIKOVA Ivana | SVK |  | 144 | 1074 | - | - | - | - | 1218 |
| 20. STRNADOVA Klara | CZE |  | 1074 | - | - | - | - | - | 1074 |
| 21. HROMASOVÁ Magdalena | CZE |  | 687 | - | - | - | - | - | 687 |
| 22. GÁKOVÁ Barbora | CZE |  | 440 | - | - | - | - | - | 440 |

2017/2018
ALPE ADRIA TROPHY 2017/2018

JUNIOR E GIRLS

| Rank | Name | Member | CRO | SRB | BIH | SLO | Total |
|------|--------------------------------------|---|-------|-------|-------|-------|-------|
| 1. | SZIGETI Dóra | HUN  | 10000 | 10000 | - | 10000 | 30000 |
| 2. | ŠPAN Dina | SLO  | 3277 | 1678 | 10000 | 6400 | 21355 |
| 3. | REDLER Aisa | HUN  | 6400 | 5120 | - | 5120 | 16640 |
| 4. | NÓGRÁDI Panka | HUN  | - | 8000 | - | 8000 | 16000 |
| 5. | BARICOVÁ Ema | SVK  | 5120 | 6400 | - | - | 11520 |
| 6. | HORVAT Tonka | CRO  | 1074 | 859 | 6400 | - | 8333 |
| 7. | GÖRGÉNYI Antónia | HUN  | 1342 | 2621 | - | 4096 | 8059 |
| 8. | KUDLÁČKOVÁ Eliška | CZE  | 8000 | - | - | - | 8000 |
| 8. | SMOGAR Patricia | CRO  | - | - | 8000 | - | 8000 |
| 10. | RIKK Tímea | HUN  | - | 3277 | - | 3277 | 6554 |
| 11. | IZAROVÁ Michaela | SVK  | 4096 | 2097 | - | - | 6193 |
| 12. | NOSIĆ Anđelina | CRO  | - | - | 5120 | - | 5120 |
| 13. | CZANK-VARGA Viktória | HUN  | - | 4096 | - | - | 4096 |
| 14. | POPOVIČOVÁ Lea | SVK  | 2621 | 1342 | - | - | 3963 |
| 15. | ZIKIC Ena | SRB  | - | 687 | - | 2621 | 3308 |
| 16. | TOKÁROVÁ Aneta | SVK  | 1678 | 1074 | - | - | 2752 |
| 17. | BLAHOVA Eva | CZE  | 2097 | - | - | - | 2097 |

2017/2018
ALPE ADRIA TROPHY 2017/2018

JUNIOR F GIRLS

| Rank | Name | Member | CRO | SRB | BIH | SLO | Total |
|------|---------------------------------------|---|-------|-------|-------|-------|-------|
| 1. | RODIC Sofija | SRB  | 5120 | 5120 | 10000 | 6400 | 26640 |
| 2. | BURDELÁKOVÁ Kristína | SVK  | 8000 | 6400 | - | 8000 | 22400 |
| 3. | TÓTH Anna Rebeka | HUN  | - | 10000 | - | 10000 | 20000 |
| 4. | PRAŽNIKAR Amanda | SLO  | 2097 | 3277 | 8000 | 3277 | 16651 |
| 5. | RADELJA Ljiljana | CRO  | 3277 | 2621 | 6400 | 2621 | 14919 |
| 6. | ONDREJČÁKOVÁ Katarína | SVK  | 4096 | 4096 | - | 5120 | 13312 |
| 7. | PAPOUŠKOVÁ Marta | CZE  | 10000 | - | - | - | 10000 |
| 8. | BRICA Riana | CRO  | 1678 | 1678 | 4096 | 2097 | 9549 |
| 9. | KARADAĞ Derya | TUR  | - | 8000 | - | - | 8000 |
| 10. | VÉGLI Liána Dorina | HUN  | 6400 | - | - | - | 6400 |
| 11. | ZAJMOVIĆ Asja | BIH  | - | - | 5120 | - | 5120 |
| 12. | GRALJUK Nina | CRO  | 2621 | 2097 | - | - | 4718 |
| 13. | SZABÓ Jázmin | HUN  | - | - | - | 4096 | 4096 |
| 14. | HALKIĆ Neja | SLO  | 1342 | - | - | - | 1342 |











2017/2018
ALPE ADRIA TROPHY 2017/2018

JUNIOR G GIRLS

| Rank | Name | Member | CRO | SRB | BIH | SLO | Total |
|------|--------------------------------|---|-----|-------|-----|-------|-------|
| 1. | MARKOVIC Petra | SRB  | - | 10000 | - | 10000 | 20000 |

2017/2018
ALPE ADRIA TROPHY 2017/2018








MEN

| Rank | Name | Member | CRO | SRB | BIH | SLO | Total |
|------|-----------------------------------|---|-------|-------|-------|-------|-------|
| 1. | MARTINIĆ Ivan | CRO  | 8000 | 10000 | 10000 | 5120 | 33120 |
| 2. | OMERAGIĆ Tarik | BIH  | 6400 | 6400 | 8000 | - | 20800 |
| 3. | KOLENC Martin | CRO  | 10000 | - | - | 10000 | 20000 |
| 4. | MOJSILOVIĆ Ivan | SRB  | 4096 | 5120 | 6400 | 2621 | 18237 |
| 5. | POPOVIĆ Miodrag | SRB  | 5120 | 4096 | 5120 | 3277 | 17613 |
| 6. | JURAK Primož | SLO  | 3277 | 3277 | - | 2097 | 8651 |
| 7. | ANDERMANN Dominic | AUT  | - | - | - | 8000 | 8000 |
| 7. | ČAKO David | SRB  | - | 8000 | - | - | 8000 |
| 9. | WOLFGANG Matthias | AUT  | - | - | - | 6400 | 6400 |
| 10. | FARKAS Tamás | HUN  | - | - | - | 4096 | 4096 |

2017/2018

ALPE ADRIA TROPHY 2017/2018





JUNIOR A MEN

| Rank Name | Member | CRO | SRB | BIH | SLO | Total |
|--------------------------------------|---|-------|-------|-------|-------|-----------|
| 1. KRSTIĆ Mak | BIH  | 4096 | 8000 | 10000 | 4096 | - - 26192 |
| 2. BAKA Bora | SRB  | - | 10000 | 8000 | 3277 | - - 21277 |
| 3. ANDERMANN Nicolas | AUT  | 10000 | - | - | 10000 | - - 20000 |
| 4. URLÉP Bor Luka | SLO  | 6400 | - | - | 8000 | - - 14400 |
| 5. LIU Heinrich | AUT  | 5120 | - | - | 6400 | - - 11520 |
| 6. VAJDA Balázs | HUN  | 8000 | - | - | - | - - 8000 |
| 7. VELLA Márton | HUN  | - | - | - | 5120 | - - 5120 |

2017/2018

ALPE ADRIA TROPHY 2017/2018

JUNIOR B MEN

| Rank Name | Member | CRO | SRB | BIH | SLO | Total |
|-------------------------------------|---|-------|-------|-------|-------|-----------|
| 1. POSAVEC Jan | CRO  | 5120 | 6400 | 10000 | 5120 | - - 26640 |
| 2. DJORDJEVIC Jovan | SRB  | 8000 | 10000 | - | 8000 | - - 26000 |
| 3. SUMAN Stribor | CRO  | 4096 | 5120 | 8000 | 4096 | - - 21312 |
| 4. BAKA Bojan | SRB  | - | 8000 | 6400 | 3277 | - - 17677 |
| 5. SZIGETI Ádám | HUN  | 6400 | - | - | 6400 | - - 12800 |
| 6. RÉVÉSZ Gergő | HUN  | 10000 | - | - | - | - - 10000 |
| 6. SZÁSZ Attila | HUN  | - | - | - | 10000 | - - 10000 |
| 8. ZAJMOVIĆ Muhamed | BIH  | - | - | 5120 | - | - - 5120 |
| 9. ZGOZNIK Lovro | SLO  | 3277 | - | - | - | - - 3277 |

2017/2018

ALPE ADRIA TROPHY 2017/2018






JUNIOR C BOYS

| Rank Name | Member | CRO | SRB | BIH | SLO | Total |
|---|---|-------|-------|-------|-------|-----------|
| 1. ZSIGÓ Máté | HUN  | 10000 | 10000 | - | 8000 | - - 28000 |
| 2. JÁSZAPÁTI Péter | HUN  | 8000 | 8000 | - | 10000 | - - 26000 |
| 3. ZSIGÓ Bence | HUN  | 6400 | 6400 | - | 6400 | - - 19200 |
| 4. HORVAT Matija | CRO  | 1074 | 1074 | 10000 | - | - - 12148 |
| 5. BENETT Pierre | BIH  | - | - | 8000 | 3277 | - - 11277 |
| 6. VÉGI Dániel | HUN  | 5120 | - | - | 5120 | - - 10240 |
| 7. SZARVASI Péter | HUN  | 4096 | 4096 | - | - | - - 8192 |
| 8. FRIGHENCIU Stefan-Teodor | AUT  | 2621 | - | - | 4096 | - - 6717 |
| 9. VARGOSKO Jan | SVK  | 3277 | 2621 | - | - | - - 5898 |
| 10. GERA Márton | HUN  | - | 5120 | - | - | - - 5120 |
| 11. KRAUSZ Ármin | HUN  | 859 | 3277 | - | - | - - 4136 |
| 12. SAFKO Jakub | SVK  | 1678 | 1678 | - | - | - - 3356 |
| 13. FENUS Jakub | SVK  | 2097 | - | - | - | - - 2097 |
| 13. ZHANG Yu Jie Dominik | HUN  | - | 2097 | - | - | - - 2097 |
| 15. LIPKA Daniel | SVK  | 1342 | - | - | - | - - 1342 |
| 15. PÉTER Gergely Dániel | HUN  | - | 1342 | - | - | - - 1342 |

2017/2018

ALPE ADRIA TROPHY 2017/2018






JUNIOR D BOYS


| Rank Name | Member | CRO | SRB | BIH | SLO | Total |
|--|---|-------|-------|-------|-------|-----------|
| 1. KOMERIČKI Tibor | SLO  | 6400 | 10000 | 10000 | 8000 | - - 34400 |
| 2. ZÓLYOMI László | HUN  | 3277 | 8000 | - | 6400 | - - 17677 |
| 3. TACZMAN Máté | HUN  | 5120 | 6400 | - | 2621 | - - 14141 |
| 4. KÓKAI Balázs | HUN  | 2097 | - | - | 10000 | - - 12097 |
| 5. KRSTIĆ Ilan | BIH  | 1074 | 3277 | 6400 | 687 | - - 11438 |
| 6. KOVAČIĆ Jan | CRO  | 1342 | 5120 | - | 4096 | - - 10558 |
| 7. POPL Matěj | CZE  | 10000 | - | - | - | - - 10000 |
| 8. RAŠČIĆ Ermin | BIH  | - | - | 8000 | 859 | - - 8859 |
| 9. WOLF Tobias | AUT  | 8000 | - | - | - | - - 8000 |
| 10. GRANASZTÓI Ádám | HUN  | 1678 | 4096 | - | 1678 | - - 7452 |
| 11. CSIZMADIA Márk | HUN  | - | - | - | 5120 | - - 5120 |
| 12. HAMPTON Cian Michael | AUT  | 4096 | - | - | - | - - 4096 |
| 13. SZÜCS Márton | HUN  | 2621 | - | - | 1342 | - - 3963 |
| 14. VÍZI Boldizsár | HUN  | - | - | - | 3277 | - - 3277 |
| 15. GYÓRY Márkó | HUN  | - | - | - | 2097 | - - 2097 |
| 16. WU JIA WEI Dávid | HUN  | - | - | - | 1074 | - - 1074 |

2017/2018

ALPE ADRIA TROPHY 2017/2018

JUNIOR E BOYS

| Rank Name | Member | CRO | SRB | BIH | SLO | Total |
|----------------------------------|---|-------|-------|-------|-------|-----------|
| 1. MAJOR Dominik | HUN  | 10000 | 10000 | - | 10000 | - - 30000 |
| 2. JASIC Luka | SRB  | 5120 | 6400 | 10000 | 5120 | - - 26640 |
| 3. LISZLI Gábor | HUN  | 6400 | 8000 | - | 8000 | - - 22400 |
| 4. PETŐ Bendegúz | HUN  | 8000 | 5120 | - | 6400 | - - 19520 |
| 5. PRANTL Martin | CRO  | 3277 | 2621 | 8000 | 2621 | - - 16519 |

| | | | | | | | | | | |
|-----|---|-----|---|------|------|---|------|---|---|--------------|
| 6. | VÁGFALVI Máté | HUN |  | 4096 | 4096 | - | 4096 | - | - | 12288 |
| 7. | JANCSÓ Zalán | HUN |  | - | 3277 | - | 3277 | - | - | 6554 |
| 8. | KISS Kende | HUN |  | 2097 | 2097 | - | - | - | - | 4194 |
| 9. | ONUFER Olivier | SVK |  | 2621 | - | - | - | - | - | 2621 |
| 10. | BHATTOA-BUZÁS Amrit Pál | HUN |  | - | - | - | 2097 | - | - | 2097 |
| 11. | TAKÁCS Norbert II. | HUN |  | - | - | - | 1678 | - | - | 1678 |

**2017/2018
ALPE ADRIA TROPHY 2017/2018**

JUNIOR F BOYS

| Rank Name | Member | CRO | SRB | BIH | SLO | Total |
|---------------------------------------|---|-------|-------|-----|-------|--------------|
| 1. KUN Bence Benedek | HUN  | 8000 | 10000 | - | 10000 | 28000 |
| 2. HASÁRA Alex | SVK  | - | 6400 | - | 5120 | 11520 |
| 3. POLIDOR Aleš | CZE  | 10000 | - | - | - | 10000 |
| 4. GUBAČ Adam | SVK  | - | 8000 | - | - | 8000 |
| 4. ÁRENDÁS Mihály | HUN  | - | - | - | 8000 | 8000 |
| 6. MEDVEĎ Jozef | SVK  | 6400 | - | - | - | 6400 |
| 6. GYÖRGY Benedek | HUN  | - | - | - | 6400 | 6400 |
| 8. RADOVANOVIĆ Nikola | SRB  | - | 5120 | - | - | 5120 |
| 8. HARKABUS Marek | SVK  | 5120 | - | - | - | 5120 |
| 10. MEDVEĎ Andrej | SVK  | 4096 | - | - | - | 4096 |

**2017/2018
ALPE ADRIA TROPHY 2017/2018**

JUNIOR G BOYS

| Rank Name | Member | CRO | SRB | BIH | SLO | Total |
|------------------------------------|---|-------|-------|-------|-------|--------------|
| 1. OPUHAČ Marko | CRO  | 8000 | 8000 | 10000 | 10000 | 36000 |
| 1. KOPRIVNJAK Rene | CRO  | 10000 | 10000 | 8000 | 8000 | 36000 |
| 3. MZIGOD Peter | SVK  | - | - | - | 6400 | 6400 |
| 3. KARADAĞ İlyas | TUR  | - | 6400 | - | - | 6400 |